


PH 4½-4 Glass Pendant


PH 4½-4 Glass Pendant - 5741086430

The fixture is designed based on the principle of a reflective three-shade system, which directs the majority of the light downwards. The shades are made of mouth-blown opal three-layer glass, which is glossy on top and sandblasted matte on the underside, giving a soft and uniform light distribution.



Poul Henningsen

Poul Henningsen was born in Copenhagen by the famous Danish actress Agnes Henningsen. He never graduated as an architect, but studied at The Technical School at Frederiksberg, Denmark from 1911-14, and then at Technical College in Copenhagen from 1914-17.



Product info

Finish

High lustre chrome plated. White opal glass.

Materials

Shades: Mouth-blown matt white opal glass. Anti-glare disc: Purple, spun aluminium. Suspension: High lustre chrome plated, extruded aluminium.

Mounting

Suspension type: Cable 3x0,75mm² & wire. Canopy: Yes. Cable length: 3m.

Sizes and weights

Width x Height x Length (mm) | 450 x 410 x 450 Max 5.0 kg

Class

Ingress protection IP20. Electric shock protection I w. ground.

Specification notes

The innovation of light sources is ongoing. Consequently we only inform about the max. wattages. On www.louispuolsen.com we update a list of recommendable light sources.

Light source & energy class

A+ - E | 1x70W E27



Product family



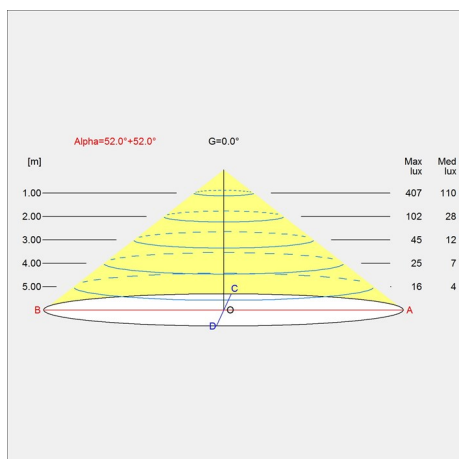
PH 4½-3½ Glass Floor



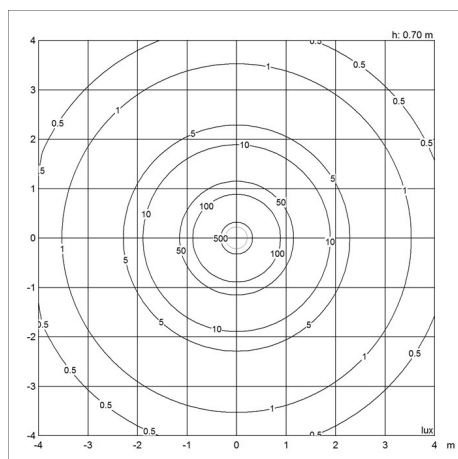
PH 4½-3½ Glass Table

Light distribution diagrams

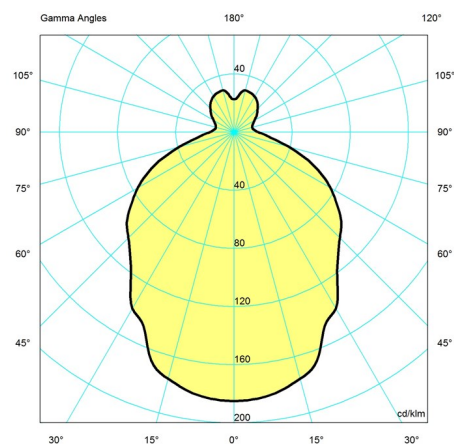
Cartesian



Isolux



Polar



Spare parts & accessories

Product	Variant number
PH 4½-4 GLASS PENDANT, TOP SHADE	5741481200
PH 4½-4 GLASS PENDANT, MIDDLE SHADE	5741481213
PH 4½-4 GLASS PENDANT, LOWER SHADE	5741481226
PH 4½-4 GLASS PENDANT, LOWER BOWL	5741481239
FINGER SCREW SS M3X12 (3PCS)	5744610528
FINGER SCREW MCP M3X11 (3PCS)	5744611158
CANOPY BLACK 2-PART, TOPHAT ®	5749329021

Data specifications

BUG Rating	B1 U3 G1	Built-in Height	-
Class	I	CRI	-
Efficacy	-	Height	410
IK class	-	Inrush Current	-
IP class	20	Kelvin	-

PH 4½-4 Glass Pendant

L80B10 (hours)	-
Length	450
Lumen	-
Net Weight	4.997
SDCM	-
Surge Protection. I _{max} IEC/EN61643-11, V IEC/EN61547	-
Watt	-
Wind Load per m ²	-

L80B50 (hours)	-
Light source	1x70W E27
Min. Dim Level (%)	-
Power Factor (P = 100 % / P = 50 %)	-
Standby (W)	-
UGR Transversal / Axial	15.4/15.4
Width	450