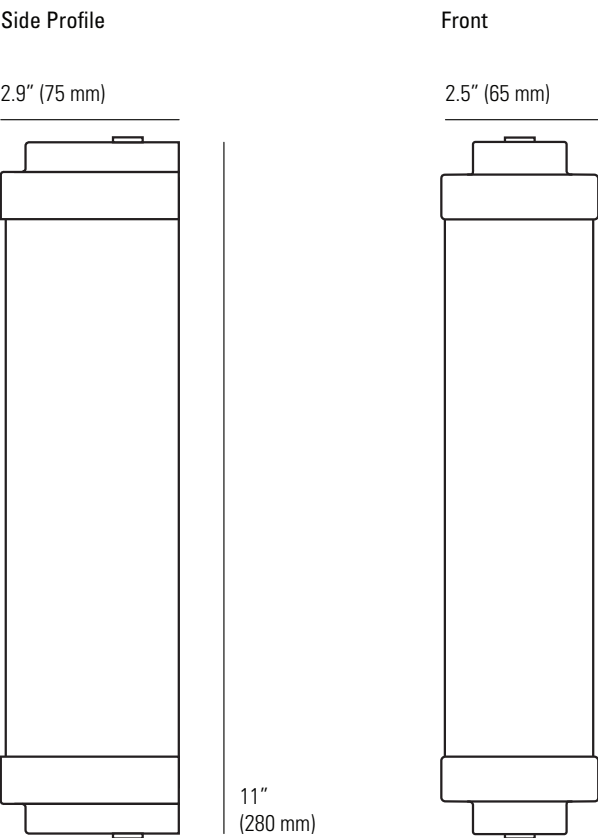


7218/27 Cabin LED Wall Light, 27cm



Specifications

PRODUCT CODE:	US-DP7218/27	IP RATING:	IP44
MAX WATTAGE:	2.5W	MATERIAL(S):	BRASS, GLASS
VOLTAGE:	12V (DC)	AVAILABLE FINISH:	POLISHED/WEATHERED BRASS OR CHROME PLATED WITH FROSTED GLASS
BULB TYPE:	LED TUBE		


Suitable for use in Damp locations
Supplied with integral LED and driver (for remote installation up to 30 feet from the fitting*)
Fitting is supplied with phase (trailing and leading edge) dimmable driver**
Warm white tone LED (2700K)
Where installation of the product requires mounting to a junction box, a single switch ring electrical box should be installed
*Assuming minimum cable gauge is 1.5mm (16AWG)
**Product has smooth, stable dimming performance from 10-100% with Lutron CL dimming module.
Dimming performance may vary between manufacturers, check minimum load and compatibility against dimmer specification.

IMPORTANT:
- LOW VOLTAGE LED FITTING
- CONNECTION TO REMOTE DRIVER REQUIRED
FOR MAINS INSTALLATION

7218/40 Cabin LED Wall Light, 40cm


Side Profile

2.9" (75 mm)



Front

2.5" (65 mm)



15.7"
(400 mm)

Specifications

PRODUCT CODE: US-DP7218/40

MAX WATTAGE: 4.5W

VOLTAGE: 12V (DC)

BULB TYPE: LED TUBE

IP RATING: IP44

MATERIAL(S): BRASS, GLASS

AVAILABLE FINISH: POLISHED/WEATHERED BRASS
OR CHROME PLATED
WITH FROSTED GLASS

Suitable for use in Damp locations

Supplied with integral LED and driver (for remote installation up to 30 feet from the fitting*)

Fitting is supplied with phase trailing and leading edge dimmable driver**

Warm white tone LED (2700K)

Where installation of the product requires mounting to a junction box, a single switch ring electrical box should be installed

*Assuming minimum cable gauge is 1.5mm (16AWG)

**Product has smooth, stable dimming performance from 10-100% with Lutron CL dimming module.

Dimming performance may vary between manufacturers, check minimum load and compatibility against dimmer specification.

IMPORTANT:

- LOW VOLTAGE LED FITTING
- CONNECTION TO REMOTE DRIVER REQUIRED FOR MAINS INSTALLATION

7218/60 Cabin LED Wall Light, 60cm


Side Profile

2.9" (75 mm)



Front

2.5" (65 mm)



23.6"
(600 mm)

Specifications

PRODUCT CODE: US-DP7218/60

MAX WATTAGE: 7W

VOLTAGE: 12V (DC)

BULB TYPE: LED TUBE

IP RATING: IP44

MATERIAL(S): BRASS, GLASS

AVAILABLE FINISH: POLISHED/WEATHERED BRASS
OR CHROME PLATED
WITH FROSTED GLASS

Suitable for use in Damp locations

Supplied with integral LED and driver (for remote installation up to 30 feet from the fitting*)

Fitting is supplied with trailing edge dimmable driver**

Warm white tone LED (2700K)

Where installation of the product requires mounting to a junction box, a single switch ring electrical box should be installed

*Assuming minimum cable gauge is 1.5mm (16AWG)

**Product has smooth, stable dimming performance from 10-100% with Lutron CL dimming module.

Dimming performance may vary between manufacturers, check minimum load and compatibility against dimmer specification.

IMPORTANT:

- LOW VOLTAGE LED FITTING
- CONNECTION TO REMOTE DRIVER REQUIRED FOR MAINS INSTALLATION