



CERTIFIED COMPANY  
UNI EN ISO 9001:2015



MARTINELLI LUCE NORTH AMERICA

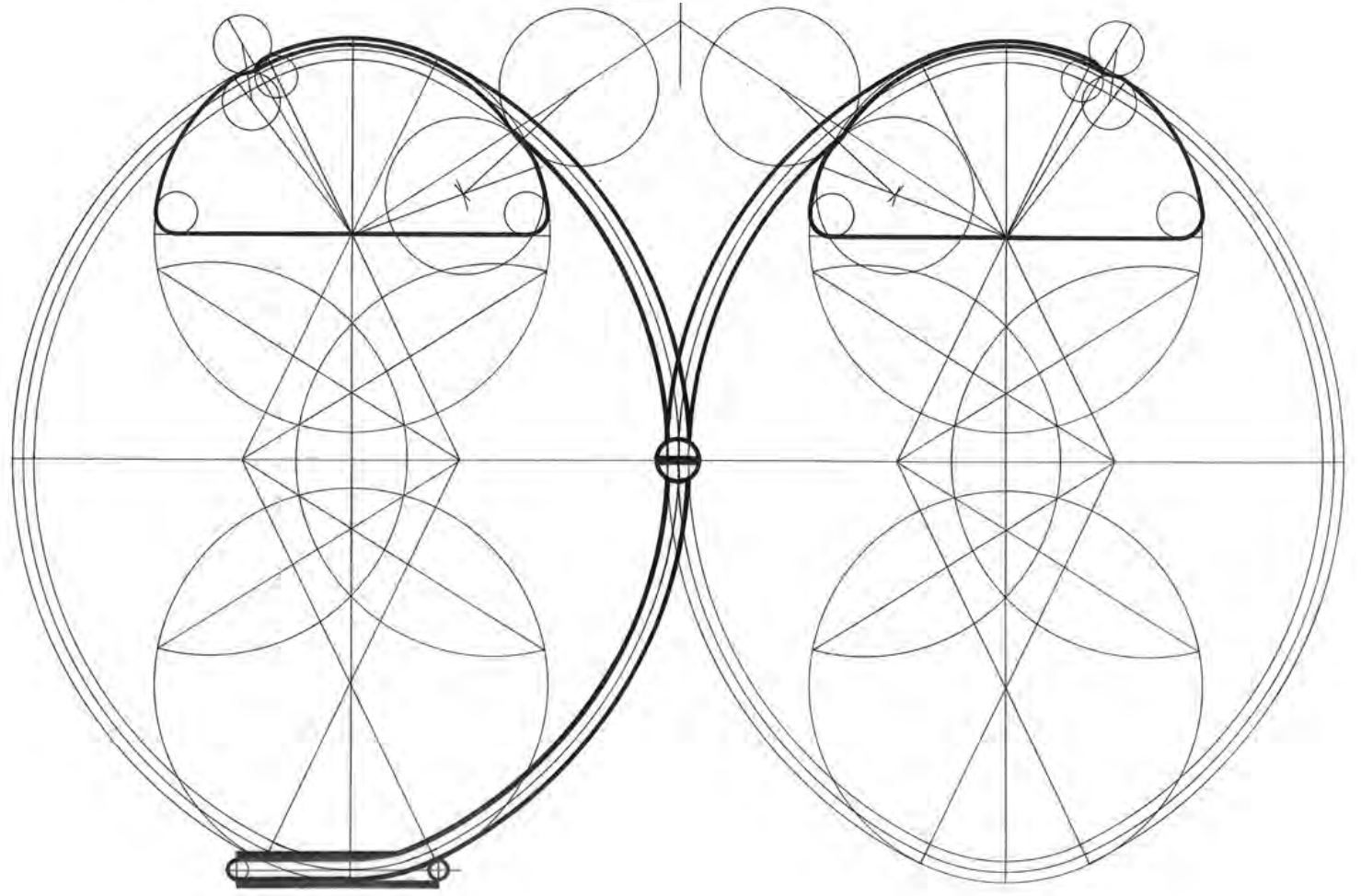
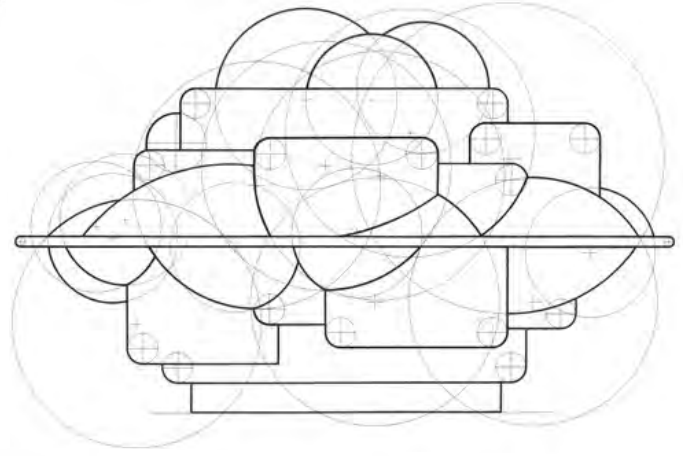
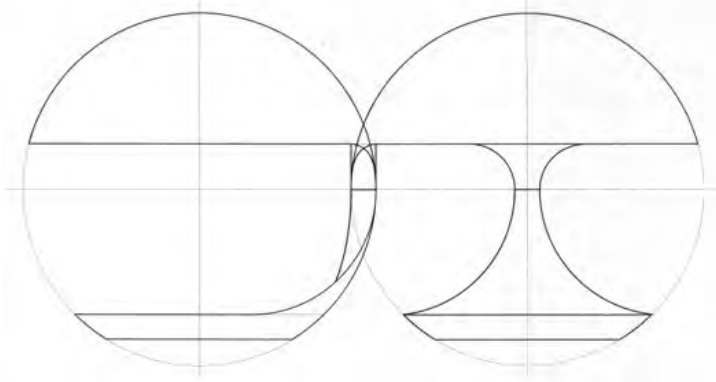
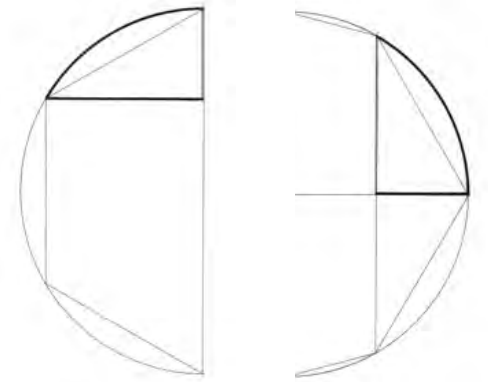
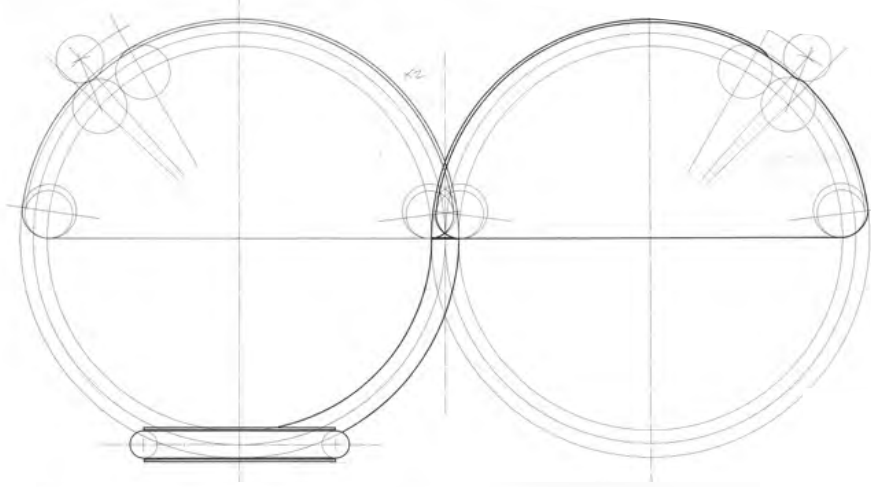
Distributed by:

JB Lighting Collection, LLC  
(201) 903-0020  
info@jblightingcollection.com  
www.jblightingcollection.com

**martinelli luce**

MARTINELLI LUCE is a company renowned worldwide. I would also say it is a reference in the realm of Italian Design. And this reputation was obtained thanks to Elio Martinelli, my father, founder of the company. Martinelli Luce was born in the 1950s in the center of Lucca, a beautiful city in Tuscany, in a laboratory where lots of ideas took shape and where production began. Lucca, a city without significant traditions in the world of design, whose influence and importance was perceived by just a few. The ability for research and the elaboration of innovative proposals allowed Martinelli Luce to take on a prominent position on an international level and to become one of the embodiments of Made in Italy. The lamps of the Martinelli Luce collection not only express aesthetically pleasing forms, but also represent reference points for technological development and research. Some of the lamps produced mark historical periods, contributing to underscore and enhance them. And others, albeit not as famous, are certainly no less important. The history of Martinelli Luce is an important added value that was difficult to obtain and that must not be lost. It derives from the work of an ensemble of persons who have contributed to the success of the company. Today, design and production evolution is very fast-paced, and the world of design, too, is affected. In particular, the field of lighting, where the development of light sources always opens up new horizons for creativity and the progress of technology affords solutions and creations retained almost impossible before. Designing light surely represents a great ambition, because it is difficult to recreate or even to just come close to arousing those emotions, those relations that we experience every day and that we perceive through changes in sunlight, colors, brightness, chiaroscuro effects, shadows... Almost impossible, I would venture to say. We have been trying for many years. Perhaps we have been able to do something – my father, the external designers who have collaborated and still today collaborate with us, and me, too, who has been... forging on for some time.

Emiliana Martinelli



## LIGHT FOR LIFE

Light is life. It gives form and three-dimensionality to the spaces we live in, charging everything visible around us with meaning. It influences our emotions and our personality. It is an essential element for improving everyone's wellness. Martinelli Luce is not just development and production of lamps; it is first and foremost design and production philosophy. To light, we associate our style that characterizes all the models we produce: a balance between rigor, functionality, technology and research – values that have always gone hand-in-hand with our production and that make the lamps by Martinelli Luce suitable for a sophisticated lifestyle, but at the same time for a daily and functional style of living, too. Essential and precious lamps, timeless lamps, because they sink their roots in conceptual and design archetypes and hence are outside the sphere of the fads of fashion. So it becomes possible for them to share the same space with models that have written the history of Italian design and that have been present on the market for over fifty years, with other, more recent ones, developed by famous designers as well as by young talents. And it is in this latter category that Martinelli Luce has been investing for several years, in order to propose lamps having that trait of freshness and creativity that is the prerogative of the new generations, albeit within that formal rigor that characterizes the company. A successful policy, since it has led to the creation of several products that have received internationally renowned awards and prizes, and has allowed some of these young artists to carve out their own space in the world of design. With its three catalogs, Lampade, Sistemi and Outdoor, the range of Martinelli Luce products is poised to meet all architectural and domestic demands. Additionally for many years now we have been offering a service to designers by developing different products from the ones present in the catalog or adapting existing ones pursuant to special requests. The lamps can be proposed in different dimensions, particular colors or finishes, with light sources designed for specific uses so that they can be applied to the different architectural spaces and thus satisfy contract specifications and demands by architectural studios. For Martinelli Luce, every lamp is not just a source of light, but its interpretation.







## INDEX

TABLE LAMPS	13
PENDANTS	81
FLOOR LAMPS	145
WALL OR CEILING LAMPS	167
ELECTRIFIED TRACK 48V	189
FURNITURE	195

# DESIGNERS

Elio Martinelli

Gae Aulenti

Sergio Asti

Richard Neutra

Emiliana Martinelli

R. Lucci e P. Orlandini

Studio Lucchi e Biserni

Angelo Micheli

Marco Ghilarducci

Studio FOA

Studio Orlandini Design


Marc Sadler

Luisa Bocchietto

Brian Sironi

Studio Lorenzo Perini

Studio 4P1B






Daniele Balzanelli  
Yonoh Creative Studio  
Studio Area-17  
Paola Navone

Studio Natural  
Adolini & Simonini  
Massimo Farinatti

Studiòvo  
Atelier (S) Alfonso Femia  
Vittorio Venezia  
Studio Habits

Michel Boucquillon  
Karim Rashid  
Andrea Menchini

Donia Maaoui  
Michael Geldmacher  
EmmePi design  
Simon Schmitz



# INDEX


## TABLE LAMPS



CYBORG 14




HOOP 22




ELICA 26



CIVETTA 32



EVA 36



ELMETTO 38



COBRA 42



RUSPA 50



PIPISTRELLO 56



PIPISTRELLO  
MED 64




MINI  
PIPISTRELLO 68



SERPENTE 72

## PENDANTS



LENT 82




LUNAOP 88




MAMBA 96



CIRCULAR POL 104




CIRCULAR POL XXL 110




BABELE 120




BUBBLES 126



NUVOLE  
VAGABONDE 128



CUPOLONE 132



CONO 134



BLOW 136




POLIEDRO 138


## FLOOR LAMPS




ELASTICA 146




EVA 152




EVA XG 158



BICONICA 160



SERPENTE 162



V.D.L. 164

## WALL AND CEILING LAMPS



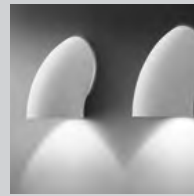
LED+O 168



MAMBA 174



TUBE 180



GOMITO 182




MARX 184

## ELECTRIFIED TRACK 48V



ELECTRIFIED TRACK 190

## FURNITURE



METAFORA 196



BOX 200



# TABLE LAMPS



## CYBORG

A FAITHFULL COMPANION FOR YOUR MOST PRIVATE MOMENTS THAT TURN ON AND OFF WITH A LIGHT TOUCH. A DIFFUSED LIGHT WITH LED LIGHT SOURCE. AN ALUMINIUM STRUCTURE IN NATURAL COLOR OR GLOSS PAINTED IN PASTEL COLORS.







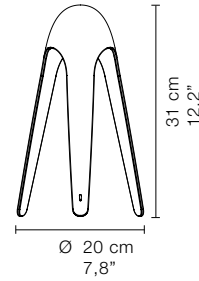



# CYBORG

KARIM RASHID



Table lamp emitting direct diffused light. Structure in cast aluminum available in pastel colors: white, light blue, light lime green, light grey. Also available with a natural aluminum finish. White opal polycarbonate diffused. The integral LED light source is switched on and off with a touch sensor that is integrated directly into the luminaire.



825/US/... 4,5W LED 450 lm 3000K  A++

Weight: 2,2 lbs – 1 kg



825/US/BI  
white



825/US/AZ  
light blue



825/US/VE  
light lime



825/US/GR  
light grey




825/US/AL  
natural aluminium





  
TOUCH  
ON/OFF



# HOOP

NEXT TO BED OR DESK  
A FUN LAMP THAT  
ACCOMPANIES YOUR  
RELAXATION, YOUR WORK,  
WITH A STRONG PRESENCE,  
DESIGNED FOR LED LIGHT  
SOURCE.





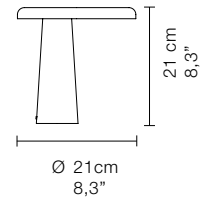



# HOOP

ADOLINI & SIMONINI



This contemporary design provides direct and diffused illumination from a white opal methacrylate diffuser. The molded structure is available in either black or white. The ON-OFF touch switch on the reflector controls the LED light source. Electronic driver located on the plug.



824/US/... 7W LED 650 lm 3000K  A++

Weight: 3,5 lbs – 1,6 kg



824/US/BI  
white



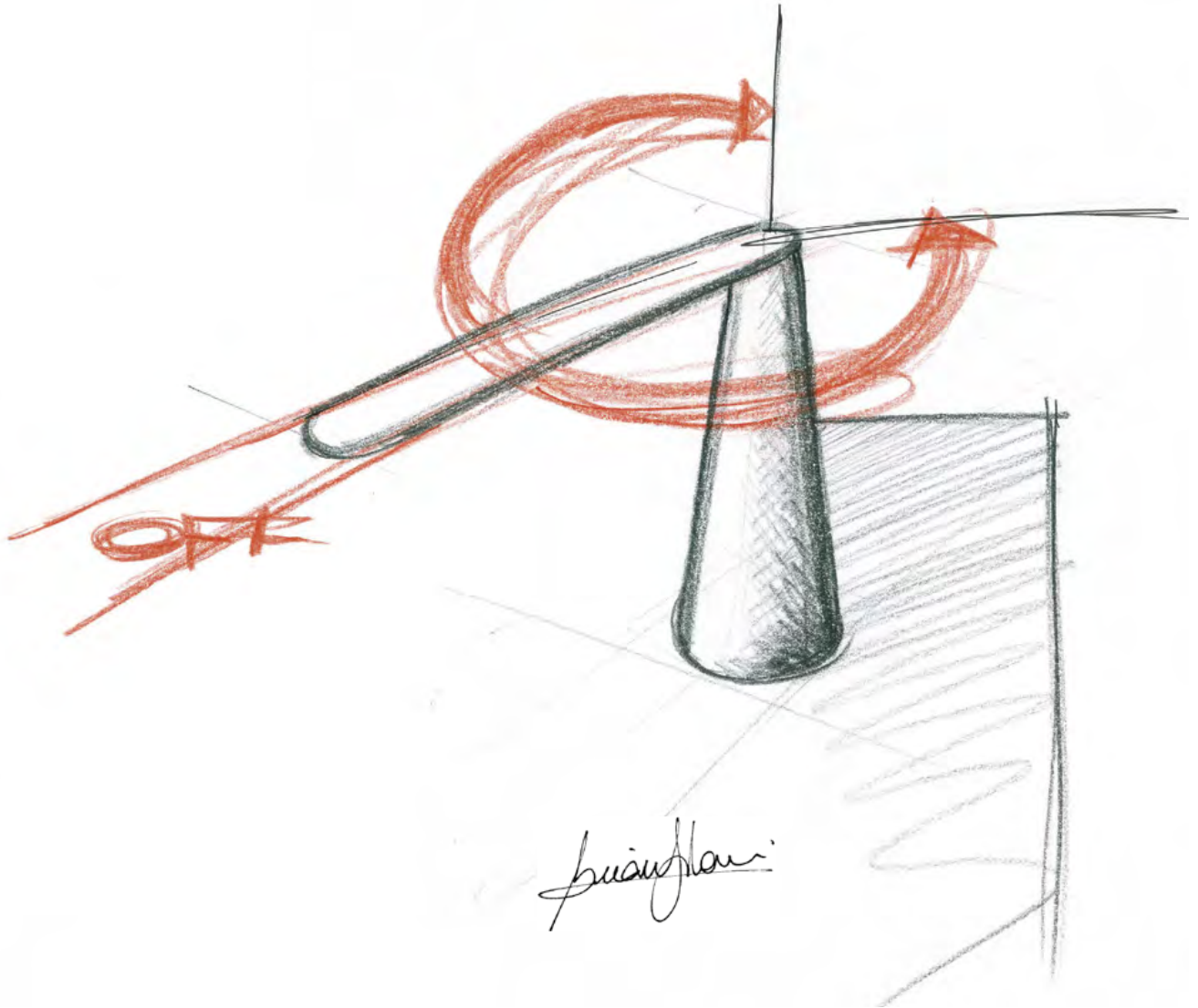
824/US/NE  
black





## ELICA

THE MOVEMENT PRODUCES LIGHT, BY ROTATING THE ARM ELICA DOES NOT FLY OFF, BUT IT LIGHTENS AND GOES OUT, THERE ARE NO SWITCHES THAT ALTER THE HARMONY OF ITS SHAPE; IT IS A PROPELLER OF MERE LIGHT.





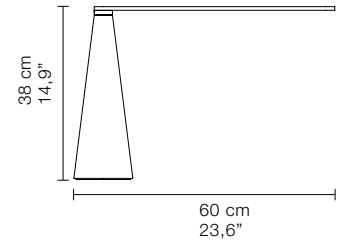


# ELICA

BRIAN SIRONI



Table lamp with adjustable direct light. Structure in white or black glossy lacquered aluminum. The lamp lights up and switches off by the rotation of its arm. LED light source integrated. Electronic driver on the plug.



807/J/US/... 9W LED 720lm 3000K  A++

Weight: 9,9 lbs – 4,5 kg



807/J/US/BI  
white



807/J/US/NE  
black

**AWARDS:**

- Young&Design 2009
- Honorable Mention I.D.
- Annual Design Review 2010
- IF GOLD Award 2010
- 2010 Good Design Award
- German Designpreis Nominee 2011
- Red Dot Design Award 2011
- "XXII Compasso d'Oro - ADI" 2011



reddot design award  
winner 2011



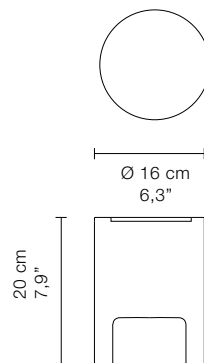



# CIVETTA

EMILIANA MARTINELLI



Table lamp with diffused and indirect light source. Tubular aluminum structure lacquered, upper satin methacrylate finish diffuser in white or orange finish.



804/BI/US... 1 X 5,3W E26 LED  A+

Weight: 2,2 lbs – 1 kg



804/BI/US/BI  
white / white



804/BI/US/AR  
white / orange

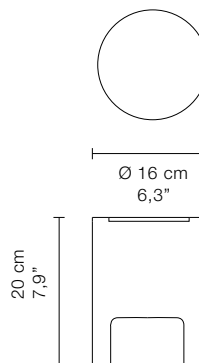



# CIVETTA Valentina

EMILIANA MARTINELLI



A tribute to Valentina, Crepax, Lucca Comics, Civetta a witty and playful table lamps created by Emiliana Martinelli, is dressed in a new finish, a texture by Guido Crepax, to become a unique and fascinating object. Valentina's face wraps around the surface of the lamp. The satin surface recalls the tactile sensation of paper and refers to the world of comics. To seal the signature of a great cartoonist artist of Italian author comics Guido Crepax, "father" of Valentina.



804/US/TEXTURE/VA 1 X 5,3W E26 LED  A+

Weight: 2,2 lbs – 1 kg





# EVA

EMILIANA MARTINELLI



144

Table lamp with BOTH diffused and indirect light. Structure in brushed aluminum or painted in black. Available with a fabric shade in black or white or shades with brushed aluminum or painted in black. Feeding cable in red with dimmer.


Eva Table lamp is offered in two sizes:

68 cm H x 40 cm diameter and 38 cm H x 20 cm diameter as well as a floor version.

798/US/... 1 X 12W E26 LED  A+

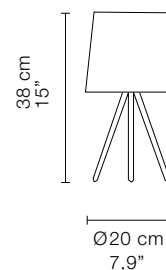
798/J/US/... 1 X 5W E12 LED  A+

798/US



Weight: 5,5 lbs – 2,5 kg

798/J/US



Weight: 2,2 lbs – 1 kg



798/US/BI - 798/J/US/BI  
satin structure,  
white fabric shade



798/US/NE - 798/J/US/NE  
satin structure,  
black fabric shade



798/NE/US/NE  
798/J/NE/US/NE  
black structure,  
black fabric shade






## ELMETTO

ITS NAME IMMEDIATELY IDENTIFIES ITS SHAPE, WE COULD IMAGINE IT EVEN THOUGH IT WAS INVISIBLE. IT IS A SMALL TABLE LAMP, THE IDEAL MATE FOR THE EVENING, ON A SHELF NEAR YOUR BED, NEAR THE SOFA WHEREVER YOU WANT TO HAVE A LITTLE BIT OF LIGHT OR WHEREVER YOU WANT TO READ. A POINT OF LIGHT, A SHADE AND A HINT OF DESIGN INTO YOUR WORLD.





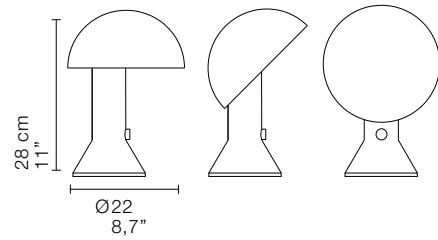
Martino

# ELMETTO

ELIO MARTINELLI



Elmetto focuses on the functionality of the use with a large switch in the central body, easy to find in the dark and an adjustable reflector easy to move by the touch of a finger and it allows to shield the light source.



685/US/... 1 X 5,3W E26 LED **LED** A+

Weight: 3,3 lbs – 1,5 kg



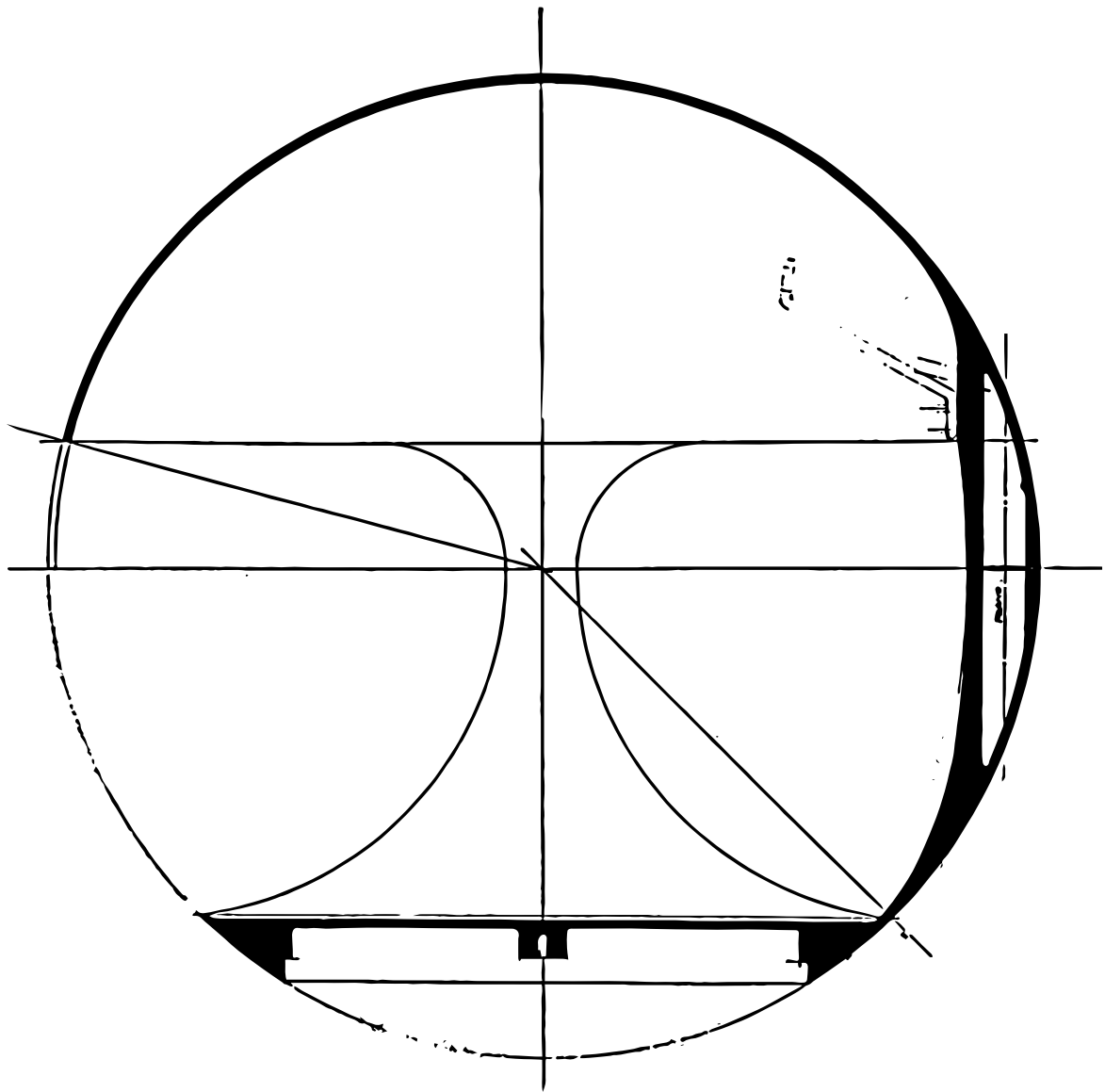




## COBRA

THIS LAMP IS HELD INTO A SPHERE, TWO HORIZONTAL TOPS SEPARATE THE REFLECTOR FROM THE BASE. THE REFLECTOR'S ROTATORY MOVEMENT AROUND THE CENTRAL ARTICULATION CONSTANTLY DESCRIBES NEW SPHERES. A SINUOUS, DYNAMIC AND AGILE SHAPE, LIKE A COBRA THAT SWINGS HYPNOTIZED BY THE MUSIC BUT READY TO THE SPRING. IT IS MOULDED WITH ONE SINGLE MATERIAL, THAT IS TO SAY THERMOSETTING RESIN, AND AVAILABLE IN BRIGHT COLOURS, WHITE, BLACK OR RED.





Machinista







# COBRA

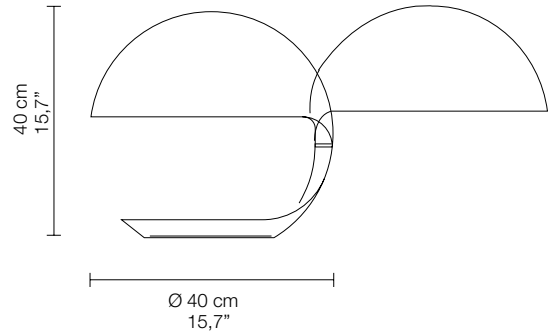
ELIO MARTINELLI



This classic table lamp is simple yet functional with a swivel upper arm which allows for a 360 degrees rotation by means of a central joint.

The interior reflector is white painted aluminum. Made from molded resin the Cobra is offered in the following standard colors: white or black. A red version with the designer's signature was added to mark COBRA's 50th anniversary.

The Cobra is considered to be the masterpiece of mid-century of modern Italian design.



629/US/... 1 X 12W E26 LED 

Weight: 18,7 lbs – 8,5 kg




629/US/BI  
white



629/US/NE  
glossy black

COBRA RED  
signed version  
for its 50 years



629/US/RO  
glossy red











SORIA DELLO STUDIO ARTICO  
1961

1960

1960

ASTRATTO MONUMENT  
50 €







RUSPA



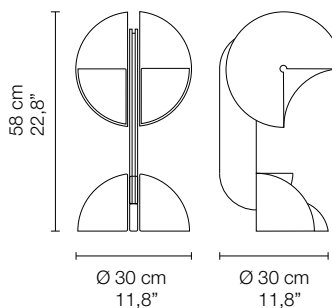
# RUSPA

GAE AULENTI



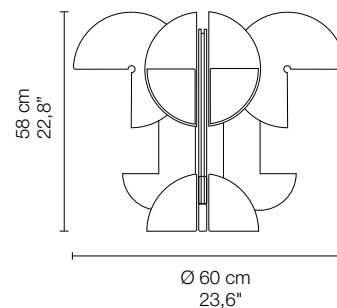
The special feature of Ruspa is the independent rotation of the two reflectors of each lamp shade. Ruspa broadcasts a direct and indirect light according to your choice: the reflectors and the articulated arm in a manner to orient the light as one wishes - upward or downward. The structure is in white punctuated aluminum. Ruspa is available in two versions: one with one arm and two swivel reflectors mod. 633/US another with four arms and eight swivel reflectors Mod. 633/4/US  
The Ruspa is a real collectors piece for those who appreciates Italian classic design. A true mythical lamp!

633/US




Weight: 23,2 lbs – 10,5 kg

633/4/US

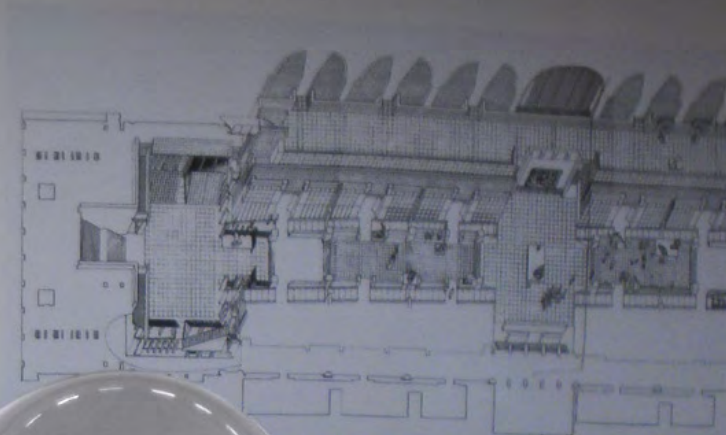
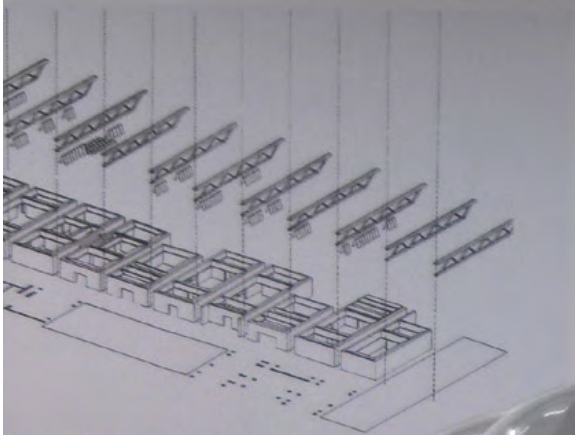


Weight: 92,6 lbs – 42 kg

633/US/BI 2 X 5W E12 LED  A+

633/4/US/BI 8 X 5W E12 LED  A+







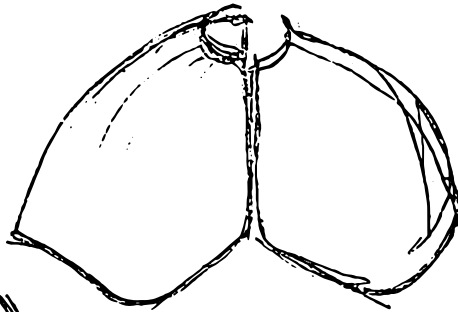
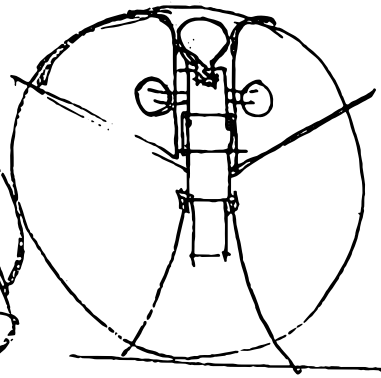
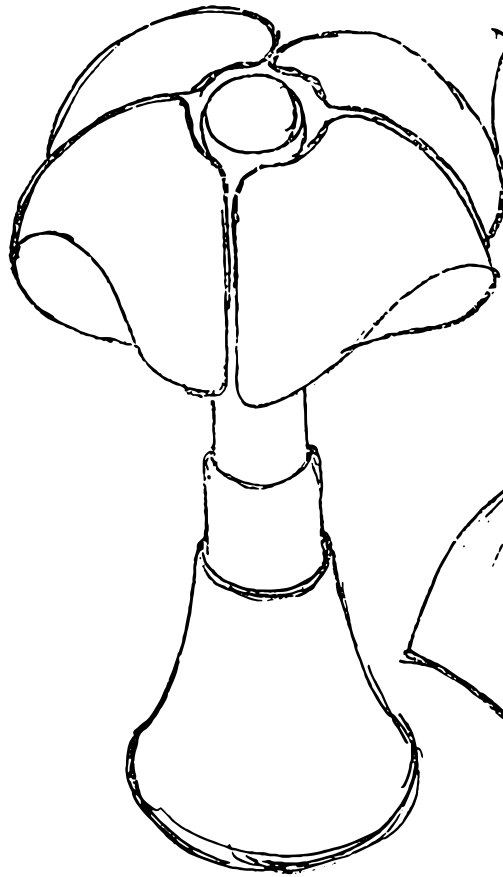
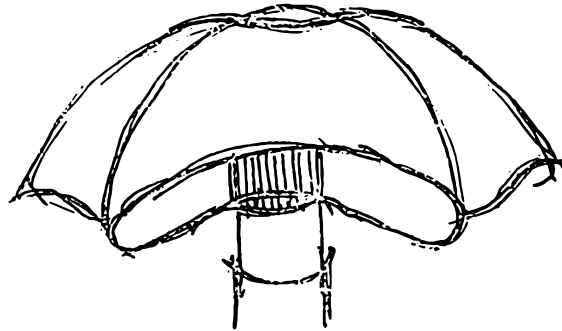






## PIPISTRELLO

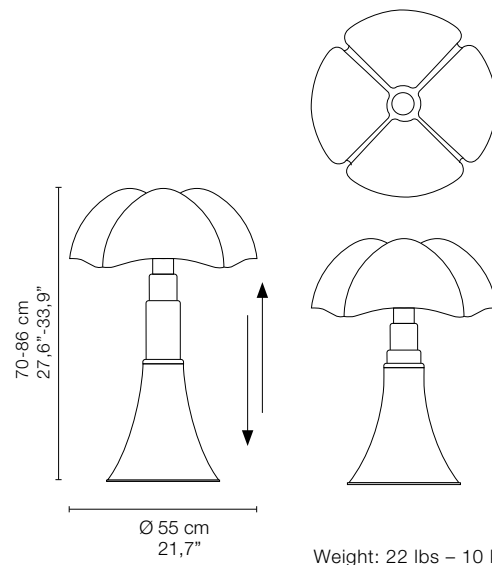
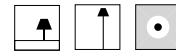
WINGS OUTSTRETCHED, CAUGHT IN THE INSTANT JUST PRIOR TO THEIR COMPLETE OPENING. A LAMP THAT, THROUGH ITS DIFFUSER AND THE SINUOUS AND CURVY TELESCOPIC BASE EPITOMIZES DISCONTINUITY, MODERNITY, HUMOR AND GRACE, ELEGANCE AND DYNAMISM. AND IT IS THANKS TO THE COURAGE OF PROPOSING ALL OF THESE DIFFERENT FACETS, EVEN CONTRASTING ONES, THAT PIPISTRELLO WITHSTANDS THE TEST OF TIME WITH A CHARM ALL OF ITS OWN AND REMAINS AN ICON OF DESIGN.



*jaoulenti*

# PIPISTRELLO GAE AULENTI

A cult object of design, the Pipistrello table lamp was designed by Gae Aulenti in 1965. The lamp used new and innovative techniques for manufacturing methacrylate when originally launched. The conic base grows in height through the ribs that connect the lamp to the diffuser. The glazed stainless steel telescopic stem allows the table lamp to adjust its height from 66-86 cm (26" – 34") White opal methacrylate diffuser. Lacquered aluminum base and knob available in standard finishes.




Weight: 22 lbs – 10 kg

620/US/... 4 X 5W E12 LED **LED** A+



620/US/BI  
white

620/US/VE  
agave green



620/US/MA  
dark brown

620/US/OT  
brass satin



620/US/RO  
purple red

620/US/TI  
titanium



620/US/NE  
glossy Black



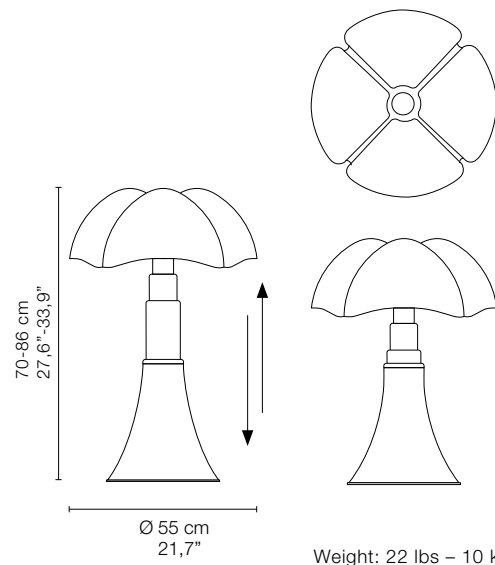
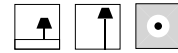
# PIPISTRELLO

GAE AULENTI


LED GREEN

Table or floor lamp with a telescopic system with adjustable height (66-86 cm) in stainless steel with a white opal methacrylate diffuser with diameter of 55 cm.

The aluminum base and decorative knob are offered in the standard painted colors: Dark brown/MA; White/BI. Special edition Pipistrello is offered in a Gold Version as well as a 24K Signed and numbered Limited Edition.



Weight: 22 lbs – 10 kg

620/L/1/US/... 14W LED 1400 lm 2700K  A++



620/L/1/US/BI  
white



620/L/1/US/MA  
dark brown



620/L/1/US/ORO  
gold  
limited edition n.50









PIPISTRELLO MED

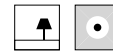




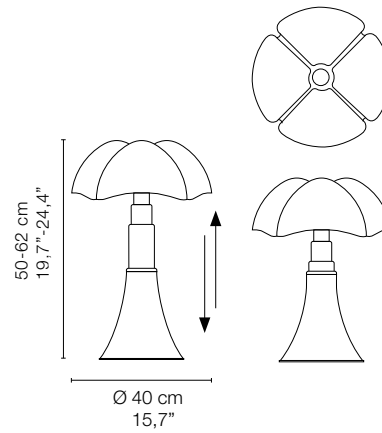
# PIPISTRELLO MED

LED GREEN

GAE AULENTI




The Pipistrello Medium is provided with a telescopic system in stainless steel with adjustable height between 50 to 62 cm. A white opal ribbed metracrylate diffuser is secured to the telescopic step with a decorative knob that matches the finish of the base. The aluminum base and decorative knob are offered in the following painted colors: dark brown, white, agave green, brass satin, titanium. Electronic driver on the plug.



620/MED/DIM/US/... 9W LED 850 lm 2700K **LED** A++

Weight: 11 lbs – 5 kg



620/MED/DIM/US/MA  
dark brown



620/MED/DIM/US/BI  
white



620/MED/DIM/US/VE  
agave green



620/MED/DIM/US/OT  
brass satin



620/MED/DIM/US/TI  
titanium



# MINIPIPISTRELLO





# MINIPIPISTRELLO

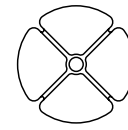
LED GREEN

GAE AULENTI



The mini version of the Pipistrello white opal ribbed methacrylate diffuser is secured to a fixed stem measuring 35 cm in height with a decorative knob that matches the finish of the base: white, dark brown, purple red, titanium, copper, golden, agave green, brass satin.

Fixture is provided with an LED light source and electronic driver.



Ø 27 cm  
10,6"



35 cm  
13,8"

620/J/US/... 7W LED 700 lm 2700K **LED** A++

Weight: 5,5 lbs – 2,5 kg



620/J/US/BI  
white

620/J/US/MA  
dark brown

620/J/US/RO  
purple red

620/J/US/TI  
titanium

620/J/US/CU  
copper

620/J/US/AU  
golden

620/J/US/VE  
agave green

620/J/US/OT  
brass satin







ARCHITETTURA D'INTERNI  
CONTEMPORANEA

HOME

RESTAURANTI

Casa in vetro

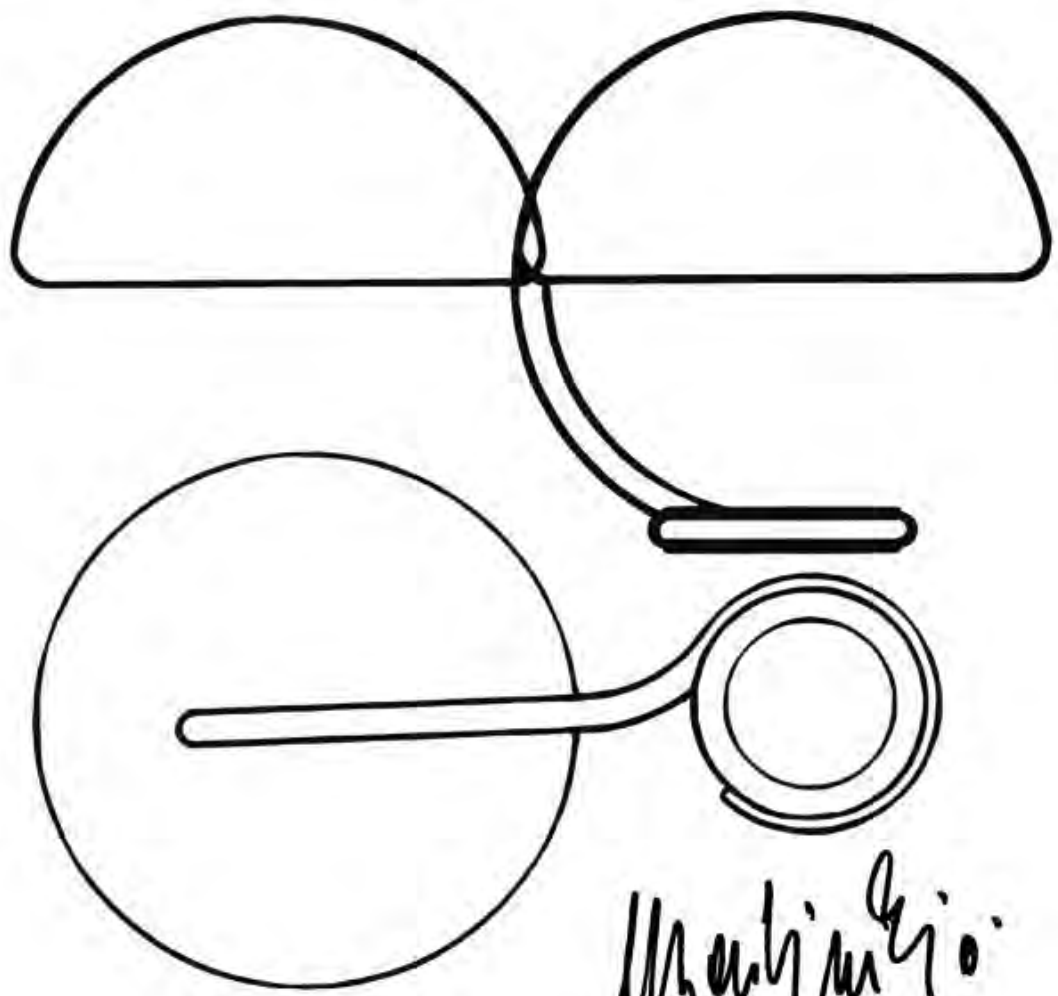





## SERPENTE

THE ESSENTIAL ROUNDNESS THAT DEFINES TIME. SYMBOL OF FORMAL ESSENTIALNESS, ADAPTABILITY AND DYNAMISM. SERPENTE STILL TODAY, AFTER 50 YEARS, IS ONE OF THE ICONIC LAMPS OF THE MARTINELLI LUCE COLLECTION.

A TIMELESS DESIGN AND THE USE OF TECHNICAL SOLUTIONS SUCH AS THE ROTATION SYSTEM OF THE SUPPORT HAVE MADE IT THE SPEARHEAD OF SEVERAL PRODUCTS SUBSEQUENTLY ADDED TO THIS PRODUCT LINE.




Mantingio





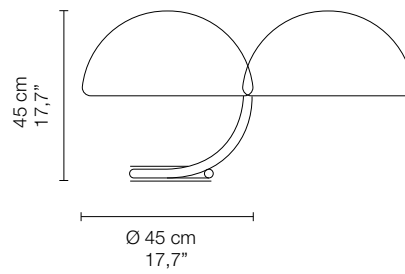
# SERPENTE


ELIO MARTINELLI



154

The swivel arm of the Serpente uncoils from the central base to raise and support the domed shade that provides diffused illumination. It casts beautiful, diffused light from its swiveling upper arm with white opal methacrylate diffuser. The metal lacquered structure is available in white and pearly gold.




599/US/ ... 1 X 12W E26 LED  A+

Weight: 18,7 lbs – 8,5 kg



599/US  
white



599/US/AU  
pearly gold







   
martinelluce martinelluce  
martinelluce martinelluce  
    
Magazzino Sordani 011  
CODICE: MATERIALE  
DESCRIZIONE: VARIO PER  
QUANTITA': CAMPIONATURE  
NOTE: PER OFFICINA



# PENDANT LAMPS

## LENT

A LARGE SUSPENDED LAMP, SOBER AND IMPORTANT BUT AT THE SAME TIME THIN AND ELEGANT WITH ITS THREE COLOURS. THANKS TO THE INSULATING MATERIAL IT IS MADE WITH, LENT ALLOWS YOU TO HEAR SOUNDS RATHER THAN NOISE AND TO ILLUMINATE A SPACE WITH ITS CENTRAL LIGHT.



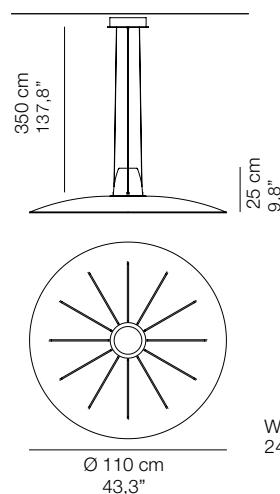
# LENT

YONOH CREATIVE STUDIO



Hanging lamp, direct light, that develops the theme of acoustic comfort thanks to a special reflector molded with soundproof material and fabric, capable of absorbing sound waves, slowing their reflection. Central spotlight with integrated LED light source and heatsink, in the version with diffuser in polycarbonate or dark-light screen.

Available in three colours: grey, mustard yellow and moss green. Dimmable electronic driver integrated inside the ceiling rose.



Weight:  
24,3 lbs – 11 kg

Sound-absorbing reflector with polycarbonate diffuser (A)

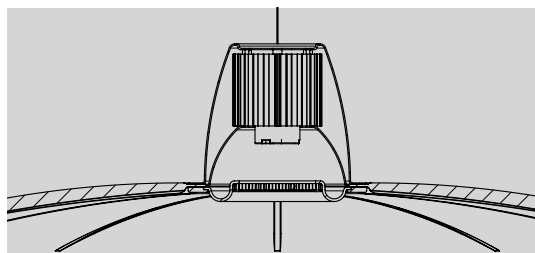
21001/DIM/US/... 27W LED 3000 lm 2700K **LED** A++

Sound-absorbing reflector with dark-light screen (B) UGR<19


21001/DIM/DK/US/... 27W LED 3000 lm 2700K **LED** A++

Suspended sound-absorbing reflector

40133/US/...



LAMP WITH DARK-LIGHT SCREEN (B)



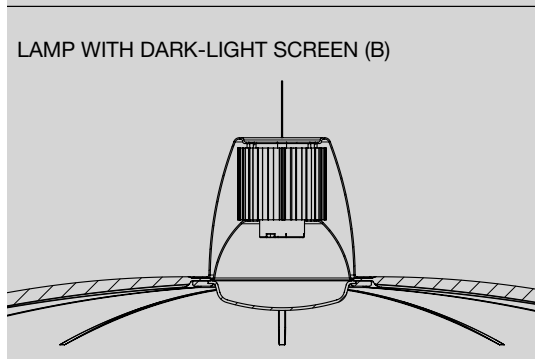
21001/DIM/US/GR  
21001/DIM/DK/US/GR  
40133/US/GR  
grey



21001/DIM/US/GI  
21001/DIM/DK/US/GI  
40133/US/GI  
yellow mustard



21001/DIM/US/VE  
21001/DIM/DK/US/VE  
40133/US/VE  
moss green

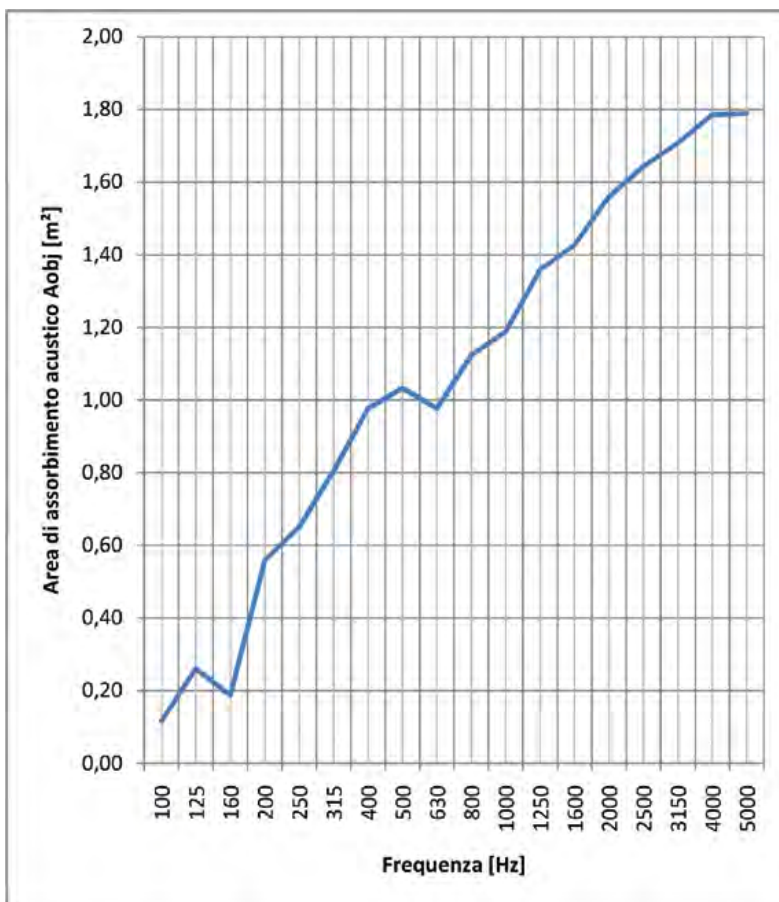


LAMP WITH DIFFUSER (A)



Sound absorption calculation in a reverberation room based on the UNI EN ISO 354 norm.  
 Reverberation chamber volume: 161,3 m<sup>3</sup>

f [Hz]	Aobj [m <sup>2</sup> ]
100	0,12
125	0,26
160	0,19
200	0,56
250	0,65
315	0,81
400	0,98
500	1,03
630	0,98
800	1,12
1000	1,19
1250	1,36
1600	1,43
2000	1,56
2500	1,64
3150	1,71
4000	1,79
5000	1,79









## LUNAOP

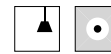
A GRAPHIC SIGN  
ILLUMINATES THE SPACE.  
A SUSPENSION LAMP  
WITH LED LIGHT SOURCE,  
CHARACTERIZED BY A  
MINIMAL VISUAL IMPACT.  
DESIGNED TO GUARANTEE  
HIGH LUMINOUS EFFICIENCY,  
IT COMES IN THREE  
DIFFERENT MODULAR  
DIAMETERS, AND IS IDEAL  
TO ILLUMINATE BOTH PUBLIC  
AND RESIDENTIAL SETTINGS.





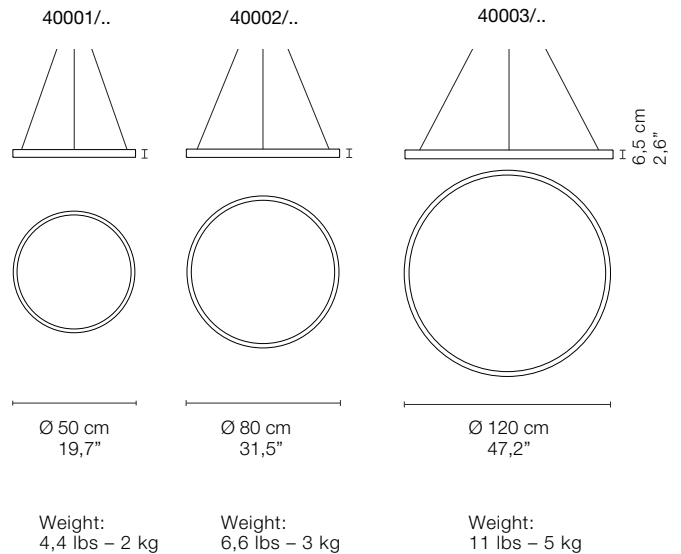
# LUNAOP

EMILIANA MARTINELLI




A ring of light, slight suspended in the space, designed to provide a minimal visual impact.

An exterior frame in white lacquered aluminum highlights its profile and an inner white opal methacrylate band provides both indirect and direct light with LED light source. Power supply source integrated into the metal canopy. Available in three different diameters: 50 cm, 80 cm and 120 cm and four different metal finishes: white, black, gold and copper.



- 40003/2700/US/... 96W LED 8400 lm 2700K LED A++
- 40003/3000/US/... 96W LED 8400 lm 3000K LED A++
- 40003/4000/US/... 96W LED 8400 lm 4000K LED A++
  
- 40002/2700/US/... 72W LED 5600 lm 2700K LED A++
- 40002/3000/US/... 72W LED 5600 lm 3000K LED A++
- 40002/4000/US/... 72W LED 5600 lm 4000K LED A++
  
- 40001/2700/US/... 48W LED 3700 lm 2700K LED A++
- 40001/3000/US/... 48W LED 3700 lm 3000K LED A++
- 40001/4000/US/... 48W LED 3700 lm 4000K LED A++



- |  |  |  |  |
|--|--|--|--|
| 40003/2700/US/BI<br>40002/2700/US/BI<br>40001/2700/US/BI | 40003/2700/US/NE<br>40002/2700/US/NE<br>40001/2700/US/NE | 40003/2700/US/AU<br>40002/2700/US/AU<br>40001/2700/US/AU | 40003/2700/US/CU<br>40002/2700/US/CU<br>40001/2700/US/CU |
| 40003/3000/US/BI<br>40002/3000/US/BI<br>40001/3000/US/BI | 40003/3000/US/NE<br>40002/3000/US/NE<br>40001/3000/US/NE | 40003/3000/US/AU<br>40002/3000/US/AU<br>40001/3000/US/AU | 40003/3000/US/CU<br>40002/3000/US/CU<br>40001/3000/US/CU |
| 40003/4000/US/BI<br>40002/4000/US/BI<br>40001/4000/US/BI | 40003/4000/US/NE<br>40002/4000/US/NE<br>40001/4000/US/NE | 40003/4000/US/AU<br>40002/4000/US/AU<br>40001/4000/US/AU | 40003/4000/US/CU<br>40002/4000/US/CU<br>40001/4000/US/CU |
| white  | black  | pearl gold   | copper   |



CANOPY

1-2 LUNAOP  
40008/DIM/US/BI  
40008/DIM/US/NE  
40008/DIM/US/AU  
40008/DIM/US/CU  
Ø 31 H 6 100W

2-3 LUNAOP  
40011/DIM/US/BI  
40011/DIM/US/NE  
40011/DIM/US/AU  
40011/DIM/US/CU  
Ø 46 H 6 2X100W

4-5-6 LUNAOP  
40015/DIM/US/BI  
40015/DIM/US/NE  
40015/DIM/US/AU  
40015/DIM/US/CU  
Ø 46 H 6 3X100W

dimnable 0-10, PWM















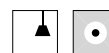


## MAMBA

A DISCRETE, LIGHTWEIGHT PRESENCE THAT, WITH ITS ROTATIONAL-MOLDING TECHNOLOGY OF MODULAR COMPONENTS IN POLYETHYLENE, CURVED, ANGULAR AND LINEAR, DEFINES, CHARACTERIZES AND ILLUMINATES AN ARCHITECTURAL SPACE, COMMERCIAL AND PRIVATE SETTINGS.

# MAMBA

EMILIANA MARTINELLI



166

The Mamba system gives total freedom of design. The fixture consists of curved and linear modules made of white rotational molded polyethylene material.

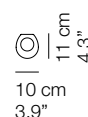
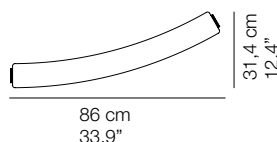
With only 5 elements you can create an infinity of paths and solutions that adapt to both architectural as well as decorative applications.

The Mamba modules have a LED light source and can be dimmed : 0-10V.

The modules are secured together with steel cable for the suspension version and with metal supports for the wall/ceiling version.

## CURVED MODULE 30°

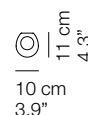
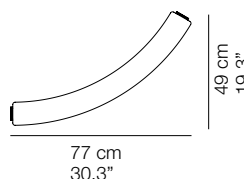
40135/2700/US/BI	25W LED	3000 lm	2700K		A++
40135/US/BI	25W LED	3000 lm	3000K		A++
40135/4000/US/BI	25W LED	3000 lm	4000K		A++



Weight:  
3,3 lbs – 1,5 kg

## CURVED MODULE 60°

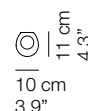
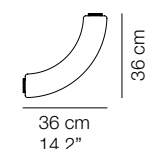
40020/2700/US/BI	25W LED	3000 lm	2700K		A++
40020/US/BI	25W LED	3000 lm	3000K		A++
40020/4000/US/BI	25W LED	3000 lm	4000K		A++



Weight:  
3,3 lbs – 1,5 kg

## CURVED MODULE 90°

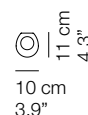
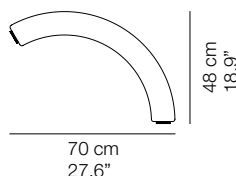
40053/2700/US/BI	12,5W LED	1500 lm	2700K		A++
40053/US/BI	12,5W LED	1500 lm	3000K		A++
40053/4000/US/BI	12,5W LED	1500 lm	4000K		A++



Weight:  
3,3 lbs – 1,5 kg

## CURVED MODULE 120°

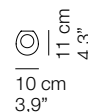
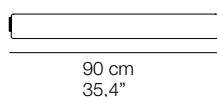
40021/2700/US/BI	25W LED	3000 lm	2700K		A++
40021/US/BI	25W LED	3000 lm	3000K		A++
40021/4000/US/BI	25W LED	3000 lm	4000K		A++



Weight:  
3,3 lbs – 1,5 kg

## LINEAR MODULE

40022/2700/US/BI	25W LED	3000 lm	2700K		A++
40022/US/BI	25W LED	3000 lm	3000K		A++
40022/4000/US/BI	25W LED	3000 lm	4000K		A++



Weight:  
3,3 lbs – 1,5 kg


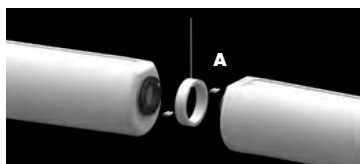


### REMOTE DRIVER

40125/DIM/US/BI 35,5 X 14 H 5 100W 3 MODULES  
dimnable 0-10, PWM

### CEILING ROSES

40126/DIM/US/BI Ø 46 H 6 100W 3 MODULES  
40127/DIM/US/BI Ø 46 H 6 2X100W 6 MODULES  
dimnable 0-10, PWM



#### SUSPENSION KIT

- 40026/BI      A) Intermediate joint with suspension cable in steel.
- 40027/BI      B) Closing joint cover with suspension cable in steel.
- 40028/BI      Electronic connection for modules.











## CIRCULAR POL

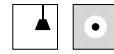
A SERIES OF PENDANT  
MULTI-DIAMETER RINGS OF  
LIGHT TO ILLUMINATE LARGE  
ARCHITECTURAL SPACES.  
WITH A LARGE CENTRAL  
HOLE, WHETHER IN A GROUP  
OR ALONE, THEY DEFINE  
AN ENVIRONMENT WITHOUT  
INTERRUPTING THE VIEW.



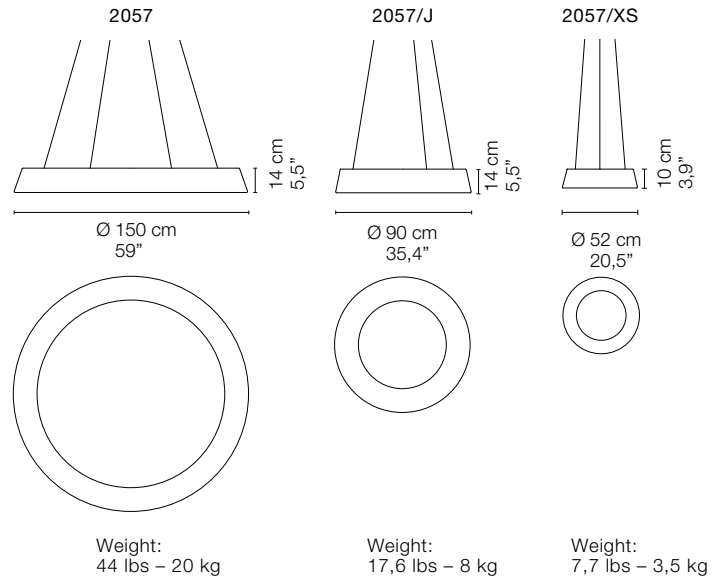


# CIRCULAR POL

EMILIANA MARTINELLI




A series of large-scale rings of light designed to illuminate open architectural spaces. Circular Pol can be used individually or in groupings. Rotational molded white polyethylene diffuser is suspended from steel cables. Integrated LED light source and dimmable electronic drivers included.



2057/DIM/L/1/US/BI	105W LED	10000 lm	3000K	LED A++
2057/J/DIM/L/1/US/BI	60W LED	6750 lm	3000K	LED A++
2057/XS/DIM/L/1/US/BI	26W LED	3200 lm	3000K	LED A++









The image shows a large, modern interior space with a curved ceiling. The ceiling is composed of numerous light-colored, rectangular panels arranged in a grid pattern. A prominent feature is a large, circular light fixture made of several curved segments, which is illuminated from within. The space is supported by several thick, cylindrical columns. The walls are made of light-colored stone or concrete. The overall atmosphere is bright and architectural.

## CIRCULAR POL XXL

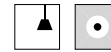
A SYSTEM WITH FITTED  
SUSPENSION LAMPS AND  
DIFFUSED LIGHT WHICH  
INCLUDES LINEAR, CURVED  
AND REGULAR MODULES.  
BY COMBINING THE  
MODULES IT IS POSSIBLE  
TO CREATE SINUOUS  
AND LINEAR PATHS WITH  
DIFFERENT LENGTHS IN  
ORDER TO FOLLOW THE  
ARCHITECTURE TREND OR  
TO SET UP RINGS WITH  
DIFFERENT DIAMETERS, TO  
DESCRIBE SQUARES OR TO  
CREATE MORE COMPLEX  
CONFIGURATIONS.





# CIRCULAR POL XXL

EMILIANA MARTINELLI

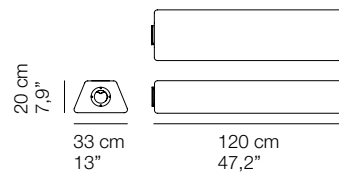


The CIRCULAR POL XXL produces soft diffused light. The polyethylene diffusers are held by steel cables. The lamp is fabricated using white rotomolded polyethylene material. Different modules are available such as the linear module, the curved module, and the angular module. By using these you can make a variety of shapes like a circle, square or many other shapes. There are joints for each module which are used to connect one module to another.

You can purchase the complete kit for the Full Circle or the Full Square or build your own shape from the Linear, Curved, and Angle modular sections.

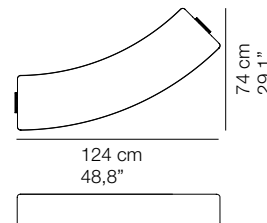
If you build your own you will need the Intermediate Joint for any modules you connect together and Terminal Joints for any unconnected open ends. You will also need the Electrical joints for the electrical connection of one module to another and Power Cable.

40828/L/1/US/BI 60W LED 6750 lm 3000K **LED** A++ dimmable



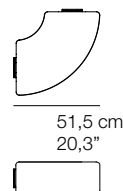
Weight:  
17,6 lbs – 8 kg

40829/L/1/US/BI 60W LED 6750 lm 3000K **LED** A++ dimmable



Weight:  
17,6 lbs – 8 kg

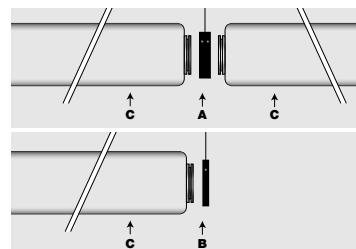
40854/L/1/US/BI 20W LED 2250 lm 3000K **LED** A++ dimmable



Weight:  
8,8 lbs – 4 kg



- A) 40831/GR Intermediate joint with suspension cable in steel.
- B) 40830/GR Closing joint cover with suspension cable in steel.
- C) Curved, linear or angular module diffuser.
- 40834 Electrical joint with 5 conductors inside the modules.
- 40835/BI Electrical Box to fix at the ceiling.







# CIRCULAR POL XXL

EMILIANA MARTINELLI



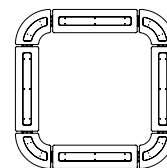
Modular device with diffused light, composed of 4 linear sectors and 4 angular sectors, diffused light, rotational moulded with polyethylene material, connected to each other by 8 particular aluminium joints in order to form a single square ring.



2057/XXL/Q/DIM/L/1/US/BI  
4 X 60W LED 27000 LM 3000K +  
4 X 20W LED 9000 lm 3000K   
dimmable


L 226 X 226 X 33 H 20 cm  
L 89" X 89" X 13" H 7,9"

Weight:  
116,8 lbs – 53 kg



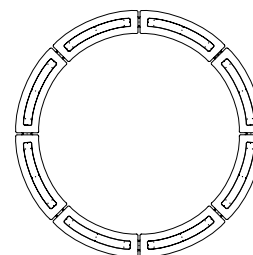
Modular device with diffused light, composed of 8 curved sectors, diffused light, rotational moulded with polyethylene material, connected to each other by 8 particular aluminium joints in order to form a single circular ring.




2057/XXL/DIM/L/1/US/BI  
8 X 60W LED 54000 lm 3000K   
dimmable

Ø 350 X 33 H 20 cm  
Ø 137,8" X 13" H 7,9"

Weight:  
152 lbs – 69 kg











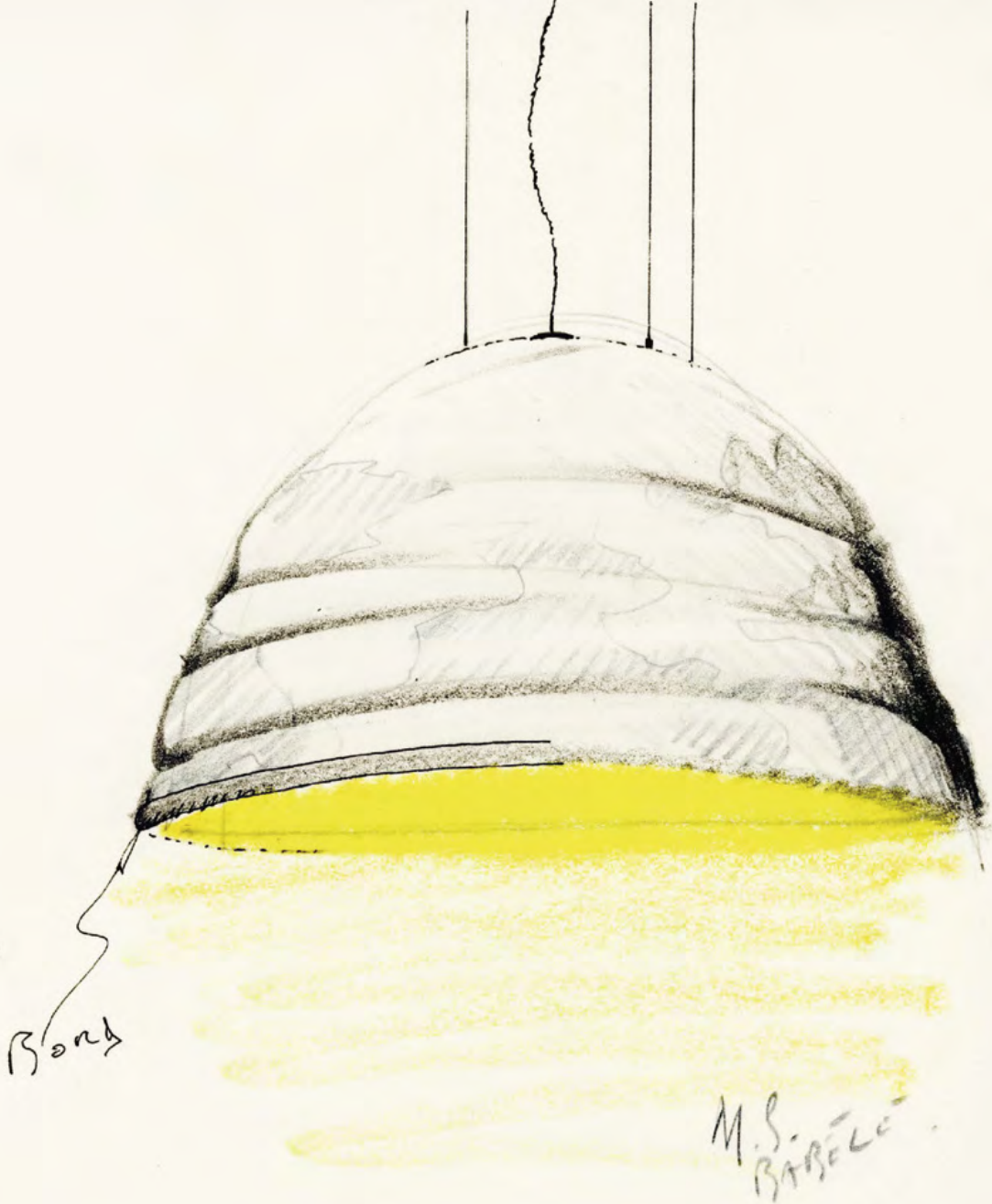






## BABELE

A GREAT SUSPENSION  
DIRECT LIGHT WITH A  
RATIONAL SHAPE DRESSED  
WITH TRANSGRESSION A  
STRONG SPIRAL DESIGN  
THAT IS CHARACTERIZING  
FOR PROFILE. FINISH  
AND COLOR OUTSIDE NOT  
UNIFORM DISTINGUISH HIS  
STRONG PRESENCE IN THE  
ROOM IN CONTRAST WITH  
WARM LIGHT REFLEXED BY  
HIS INSIDE IN GOLDEN.



Bond


M.S. BABELLE


# BABELE


MARC SADLER

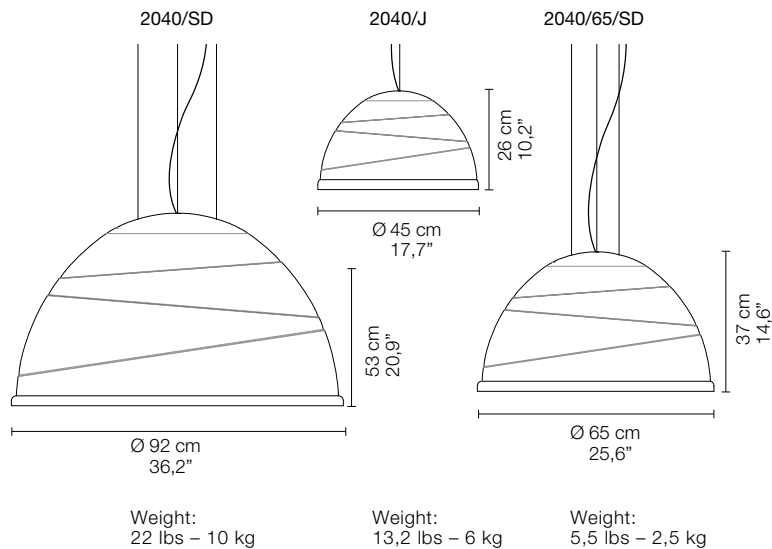


The large scale diffuser in turned aluminum and painted externally with different shades of micaceous color, gold inside provides diffused illumination. The fixture is suspended with steel cables. The Babele is available in three diameters: Ø45, Ø65 and Ø92cm. (17¼"; 25½"; 36 ½"). The surface of the lamp is characterized by circular ribs of different diameters arranged in almost parallel planes.

2040/SD/US 3 X 15W E26 LED  A+

2040/65/SD/US 1 X 15W E26 LED  A+

2040/J/US 1 X 15W E26 LED  A+





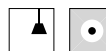


NON TOCCARE  
PER OLI E GRASSI  
IN RISPONDERE AI  
RISCHI

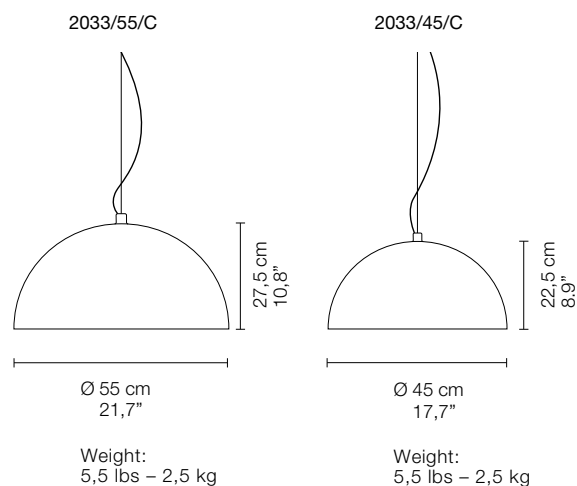


# BUBBLES

ELIO & EMILIANA MARTINELLI




Bubbles is classic and timeless pendant lamp with a dome-shaped shade that produces a diffused light through its white opaline diffuser. Available in two sizes: 45 cm and 55 cm.



2033/55/C/US/ Ø 55 1 X 15W E26 LED A+

2033/45/C/US/ Ø 45 1 X 15W E26 LED A+

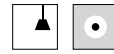







# NUVOLE VAGABONDE


ELIO E EMILIANA MARTINELLI




The diffuser of the NUVOLE VAGABONDE contains 30 elements in opal white polycarbonate which are superimposed together creating a delicate flower-like appearance. The design inspiration comes from willing to propose the lightness of a cloud where the light filters in a game of light and shadows created by the overlapping of diffusion elements and where the dream finds its origins and the space to appear and disappear again.

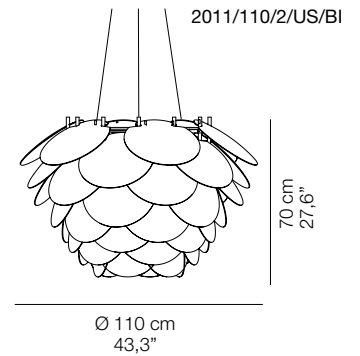
The Nuvole Vagabonde can be used as an individual fixture or grouped together to create an eye-catching lighting feature.

2011/US/J 1 X 15W E26 LED  A+

2011/110/2/US/BI 4 X 15W E26 LED  A+



Weight:  
6,6 lbs – 3,5 kg



Weight:  
44 lbs – 20 kg









# CUPOLONE

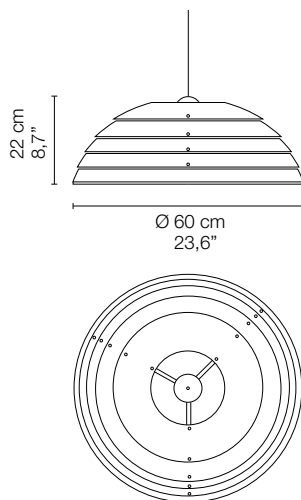
ELIO MARTINELLI



The Cupolone Pendant produces direct light through its oversized lacquered metal diffuser.

The structure is created using white lacquered metal in which five elements are superimposed together and fixed using small buttons.

When the lamp is placed with a black background, the bands can be reminiscent of some of the planets in the solar system.




1889/US 1 X 15W E26 LED  A+

Weight: 6,6 lbs – 3,5 kg



1889/US  
white

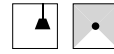


1889/US/AU  
golden



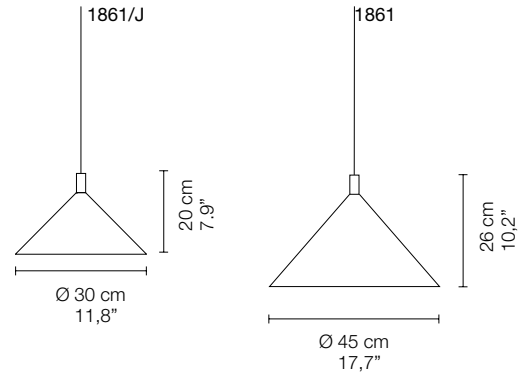
# CONO


ELIO MARTINELLI




The "funnel" shape diffuser of the CONO produces direct light emission.

The structure is painted aluminum. The diffuser is available in four colors: white, purple red, green pistachio and copper. Internal reflector painted white. The diffuser is available in two sizes: 30 cm and 45 cm



1861/US/... 1 X 15W E26 LED  A+

1861/J/US/... 1 X 10W E26 LED  A+

Weight:  
4,4 lbs – 2 kg

Weight:  
6,6 lbs – 3 kg



1861/US/BI  
1861/J/US/BI  
white



1861/US/NE  
1861/J/US/NE  
black



1861/US/VE  
1861/J/US/VE  
pistachio green



1861/US/BL  
1861/J/US/BL  
blue



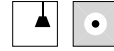
1861/US/CU  
1861/J/US/CP  
pearly copper



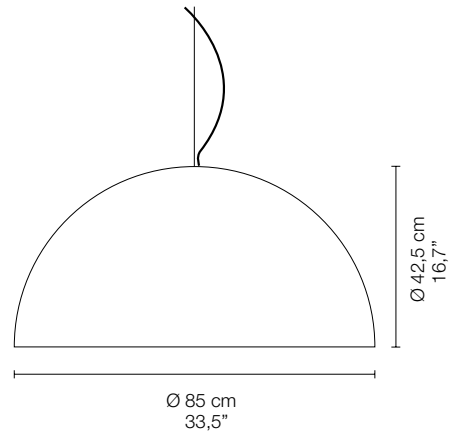


# BLOW

ELIO MARTINELLI



Despite its large size, it looks lightweight and ethereal, perfect in its spherical shape. Like a breath of light, it illuminates the environment in a soft and harmonious manner through its large scale dome white opal methacrylate diffuser.



1858/US 1 X 15W E26 LED  A+

Weight:  
17,6 lbs – 8 kg





Volmi  
Diesel  
Social Kitchen

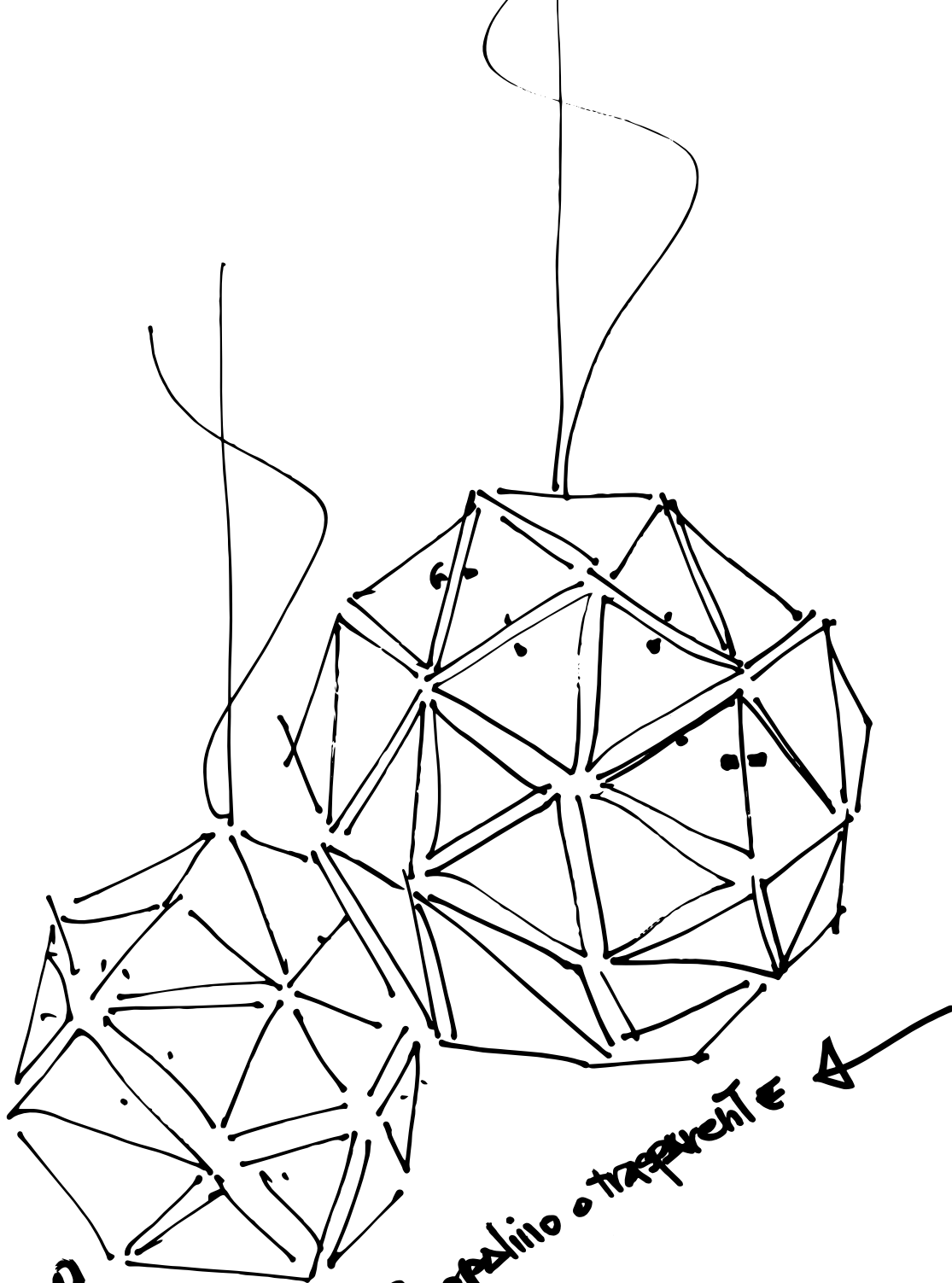




## POLIEDRO

ONE SINGLE TRIANGULAR ELEMENT MADE OF TRANSPARENT POLYCARBONATE THAT RECURS SIXTY TIMES, ASSEMBLED WITH SMALL KNOBS, FORMS THE LAMP FRAME. IT RESULTS A BRIGHT, JOYFUL AND FASHIONABLE LAMP THAT HAS BEEN DESIGNED JUST FIFTY YEARS AGO.

**Piedro**




Metacilato opalino e trasparente →

Martini

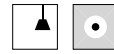
m



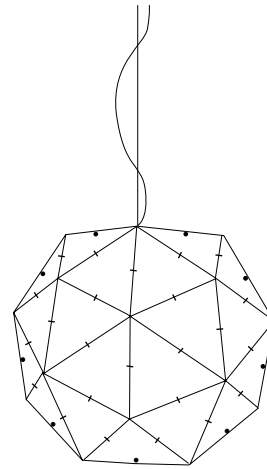


# POLIEDRO

ELIO MARTINELLI



This pendant fixture produces a beautiful diffused type of light. The diffuser contains 60 triangles shaped identical modules that are connected together to form the unique shape of the lamp. The diffuser is made up of transparent polycarbonate panels connected with transparent screws.



Ø 50 cm  
19,7"

Weight:  
7,7 lbs - 3,5 kg

1722/US/TR 1 X 16W E26 G125 LED **LED** A+





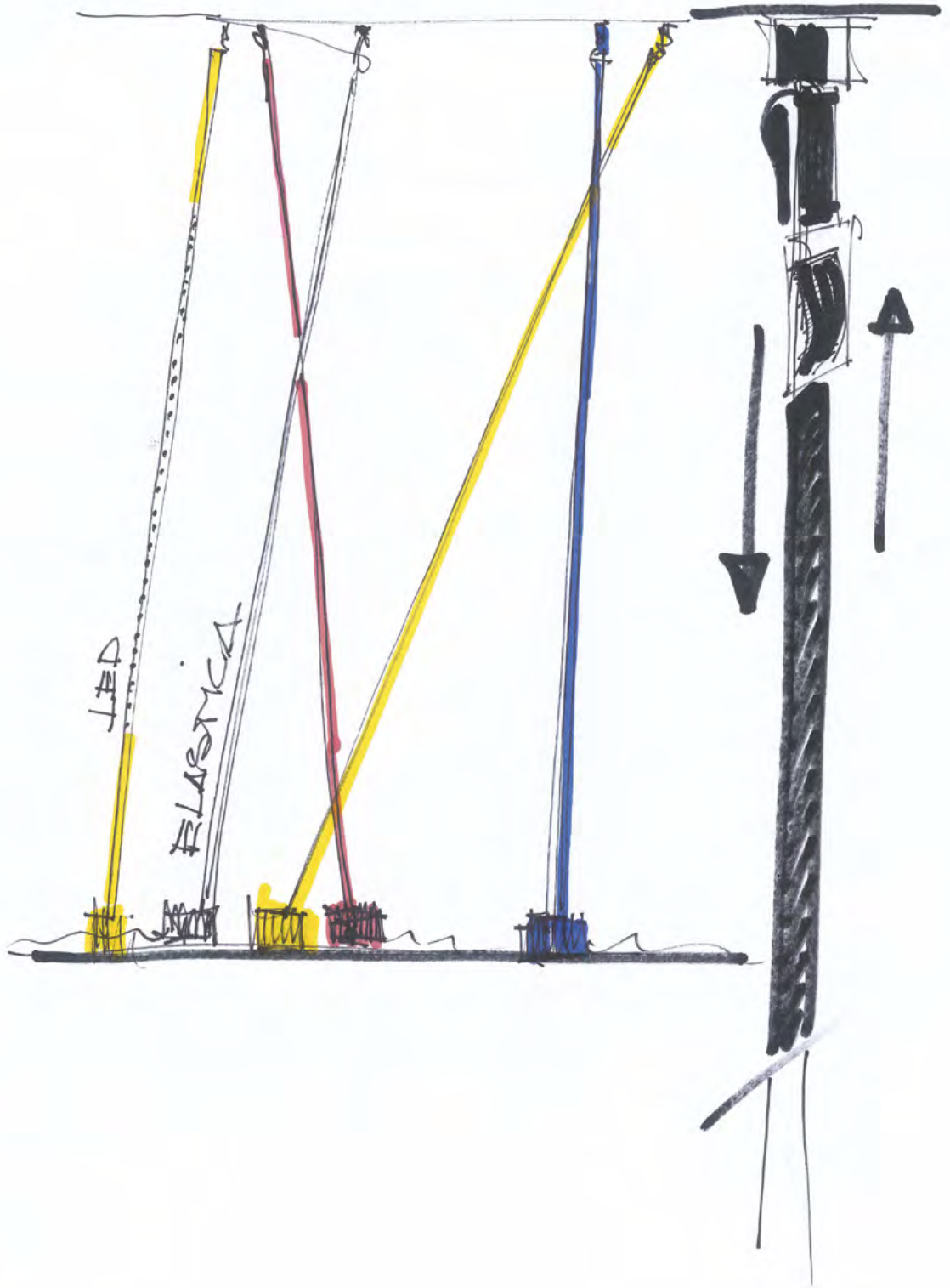




# FLOOR LAMPS

## ELASTICA

EASY TO INCLINE TO ADAPT TO THE HEIGHTS AND NEEDS OF DIFFERENT SPACES, ELASTICA IS A LAMP STRETCHED BETWEEN CEILING AND FLOOR, COMPOSED OF A STRIP OF ELASTICIZED FABRIC AVAILABLE IN VARIOUS COLORS. THE FLEXIBLE LED CIRCUIT CONTAINED IN THE STRIP CAN BE PULLED UP OR DOWN TO BRIGHTEN OR DIM THE LIGHT AND EVEN SWITCH THE LAMP ON AND OFF. EXTRAORDINARILY SIMPLE BUT WITH A STRIKING EFFECT. ELASTICA LETS YOU PLAY WITH LIGHT, THANKS TO THE LED STRIP. FROM ONE SIDE LIGHTS YOUR SPACES AND ON THE OTHER, COLORED, SIDE, "PAINTS" THEM WITH LINES OF COLOR.





148




# ELASTICA

STUDIO HABITS




Lamp with direct/indirect light.  
An elastic fabric strip available in different colors extends from the ceiling to the floor.  
A flexible LED strip runs along its entire length complete with a special electronic circuit and a force sensor; by pulling it, turns the lamp on and off and dims the light.  
The lamp is fixed to the counterbalance base on one extremity and to a ceiling mount on the other.  
The strip can be adjusted to allow installing it in rooms having ceilings from H250 to H320.  
With cable and electronic driver on the plug.

2301/US/... 17W LED 1775 lm 2700K  A++




2301/US/GR  
grey




2301/US/RO  
red



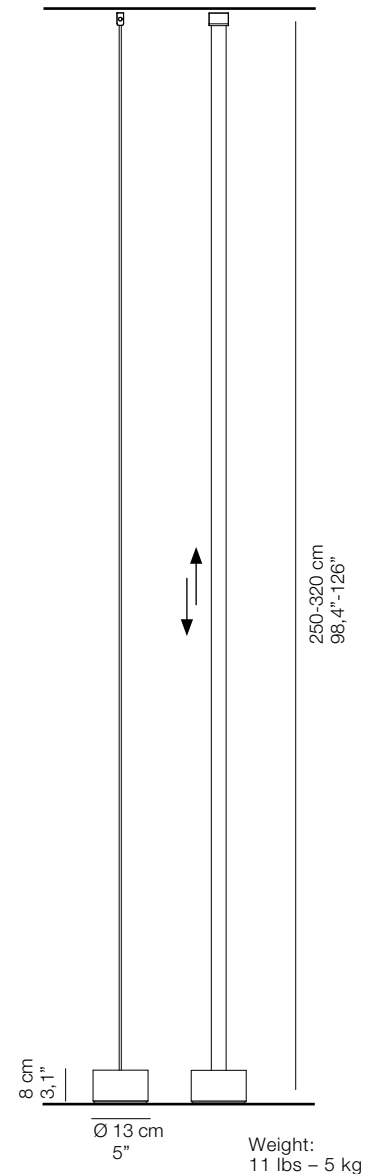

2301/US/NE  
black



2301/US/GI  
yellow



2301/US/AZ  
light blue










## EVA

THE EVA FLOOR LAMP OFFERS A SMOOTH, ADAPTABLE STRUCTURE THAT WILL INTEGRATE WITH VARIOUS SURROUNDINGS. PROVIDING DIFFUSED AND INDIRECT LIGHT. ITS CONE-SHAPED FABRIC DIFFUSER WITH A DIAMETER OF 50 CM REPRESENTS A CLASSIC DESIGN LANGUAGE THAT IS EMPHASIZED BY THE FILIGREE SHAPE OF THE TRIPOD STAND. THE CHARMING EVA FLOOR LAMP IS OFFERED WITH DIFFERENT DIFFUSER MATERIALS AND COLORS. THE SHADE IS AVAILABLE IN A FABRIC AS WELL AS IN BLACK AND WHITE LACQUERED ALUMINUM. MOREOVER, THE EVA FLOOR LAMP MAY BE OBTAINED AS A LARGE VERSION WITH A SHADE THAT IS TWICE THE SIZE WITH A DIAMETER OF 100 CM. EVA REPURPOSES THE CONVENTIONAL LIGHT AND SHADE IN A MODERN AND INNOVATIVE ADAPTATION



Bianco - rosso - legno .....






# EVA


EMILIANA MARTINELLI



36

Floor lamp with indirect or diffused light, available in the following versions: satin aluminum structure and white fabric shade (2270/BI); satin aluminum structure and black fabric shade (2270/NE); aluminum structure painted in black and black fabric shade (2270/NE/NE). Available in a large scale floor lamp as well as table lamps.

2270/US/... 1 X 15W E26 LED 



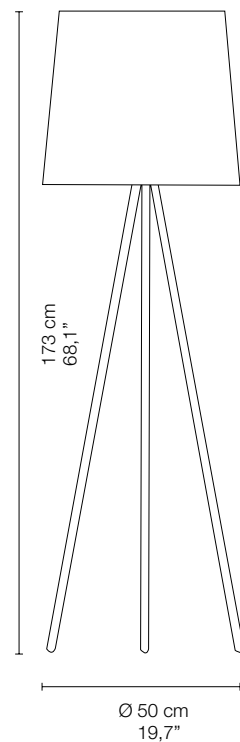
2270/US/BI  
white



2270/US/NE  
black



2270/NE/US/NE  
black  
black structure



Weight:  
8,8 lbs – 4,5 kg




# EVA XG

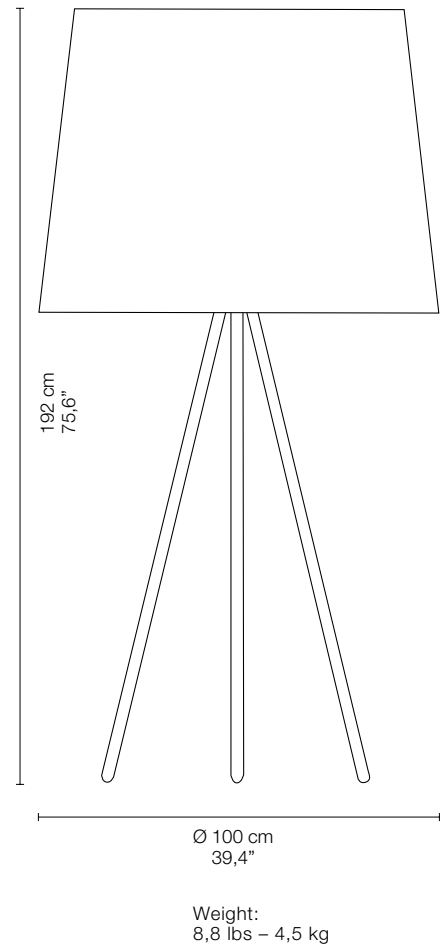
EMILIANA MARTINELLI



40

Large scale floor lamp providing indirect and diffused light. Structure is available black painted metal finish with black fabric diffuser. Available in a smaller scale floor lamp as well as table lamps.

2270/XG/NE/US/NE 1 X 15W E26 LED  A+

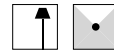







# BICONICA

ELIO MARTINELLI




The Biconica Floor Lamp provides indirect light. The body of the fixture is molded resin, painted in white or black color. The lamp was created by the vacuum generated by a ring of nearly tangent circles, forming a canal that connects the two worlds: the old and the new millennium.

2217/US/... 1 X 28W E26 LED  A+



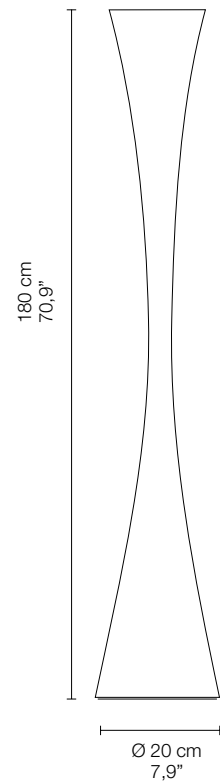
2217/US/BI  
white



2217/US/NE  
black



2217/US/AU  
golden

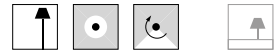


Weight:  
20,9 lbs – 9,5 kg



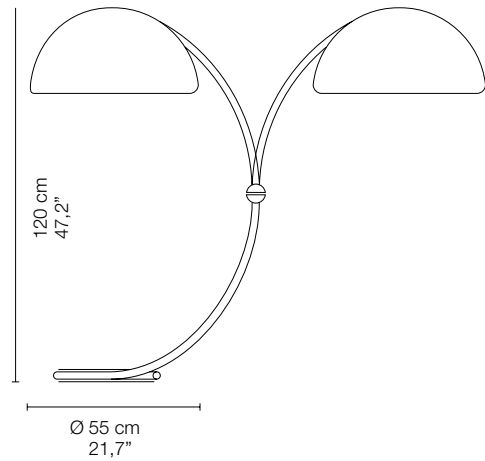
# SERPENTE

ELIO MARTINELLI



76

The swivel arm of the Serpente floor lamp uncoils from the central base to raise and support the domed shade that provides diffused illumination. It casts beautiful, diffused light from its swiveling upper arm with white opal methacrylate diffuser. The metal lacquered structure is available in white and pearly gold.




2131/US/... 1 X 15W E26 LED **LED** A+



Weight:  
55,1 lbs – 25 kg



2131/US/BI  
white

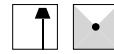


2131/US/AU  
pearly gold



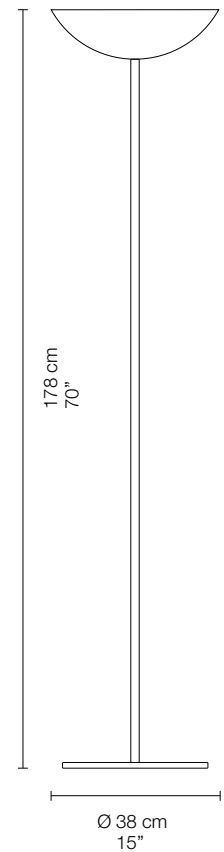
# V.D.L

RICHARD NEUTRA



The main feature of this iconic floor lamp is that it casts its light upwards thus providing a fabulously versatile alternative to direct lighting. The slender structure of the V.D.L floor lamp is in brushed stainless steel. Dimmer on cord.

2234/US 20W E26  A+



Weight:  
15,4 lbs – 7 kg





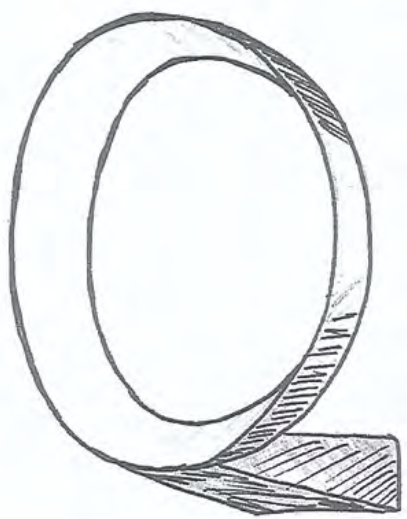
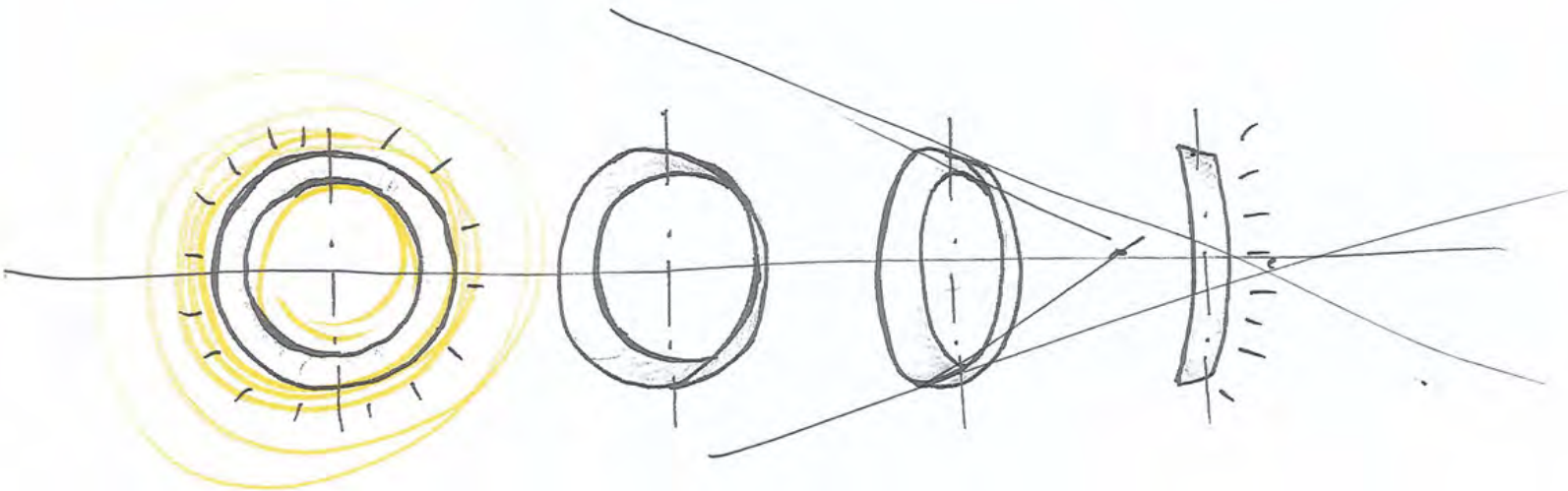


# WALL AND CEILING LAMPS

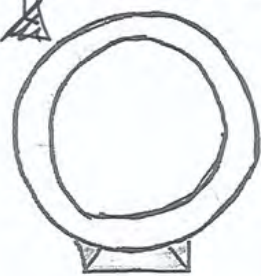


## LED+O


IS A WALL LAMP INDIRECT LIGHT  
ITS GEOMETRY IS THE RESULT  
BY A CAREFUL EXERCISE OF  
SUBTRACTION LOOKING FOR  
ESSENTIAL, DIRECT TO CREATE  
AN OBJECT MILD TO STAY  
ON EVERY ENVIRONMENT.  
LED CIRCUIT IS INSIDE  
ALUMINIUM DIECAST CORP  
THAT THANKS TO ITS DOUBLE  
CONCAVITY GUARANTEES  
A PERFECT DISTRIBUTION  
OF LIGHT AND PERMITTED  
THAT LAMP TAKES UNIQUE  
GEOMETRIES FROM EVERY  
PERPESCTIVE, THE FORMAL  
CLEAN AND THE EXTREME  
EASIER FOR INSTALLATION  
MAKE BECOME THIS PRODUCT  
PARTICULAR ALSO TO PUT IT IN  
A CONCTRACT AMBIENT.



SCocca ALLUMINIO  
PRESSOFUSO



BASE



LED

Stacchi

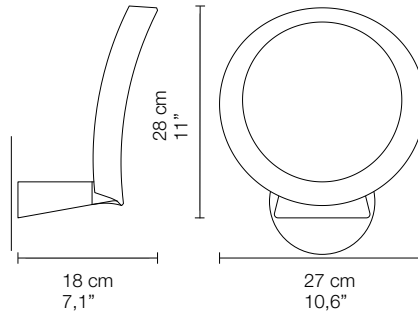










LED+O wall sconce designed by Studio Natural provides indirect light. The design encompasses only the essential geometry needed to create the ring of indirect illumination. The LEDs are inside the diecast aluminum painted structure in white or grey finish shielding them from direct view while allowing them to provide the perfect light distribution. The indirect, gentle lighting, which directs the light against the wall, ensures a nuanced lighting mood.



- 1434/DIM/US/... 18,6W LED 2900 lm 3000K  A++
- 1434/DIM/2700/US/... 18,6W LED 2900 lm 2700K  A++  
dimmable 1-10V

Weight: 2,6 lbs – 1,2 kg



1434/DIM/US/BI  
1434/DIM/2700/US/BI  
white



1434/DIM/US/AU  
1434/DIM/2700/US/AU  
pearly gold





# MAMBA

EMILIANA MARTINELLI



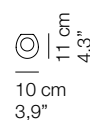
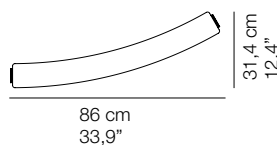
90

The Mamba wall and ceiling light is a modular lighting system with round section. It can be composed in regular shapes, like a circle or a square, but the best effect is achieved when you compose free shapes, open or closed. The system composed of five modules in different shapes, one linear and four curved, made of rotational molded white polyethylene material. The Mamba modules have a LED light source and can be dimmed : 0-10V

The modules are secured together with metal supports.

## CURVED MODULE 30°

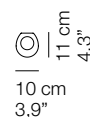
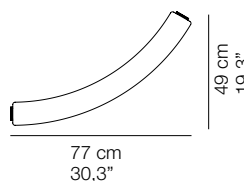
40135/2700/US/BI	25W LED	3000 lm	2700K	LED	A++
40135/US/BI	25W LED	3000 lm	3000K	LED	A++
40135/4000/US/BI	25W LED	3000 lm	4000K	LED	A++



Weight:  
3,3 lbs – 1,5 kg

## CURVED MODULE 60°

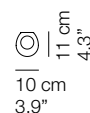
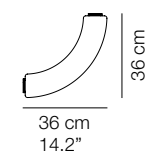
40020/2700/US/BI	25W LED	3000 lm	2700K	LED	A++
40020/US/BI	25W LED	3000 lm	3000K	LED	A++
40020/4000/US/BI	25W LED	3000 lm	4000K	LED	A++



Weight:  
3,3 lbs – 1,5 kg

## CURVED MODULE 90°

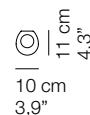
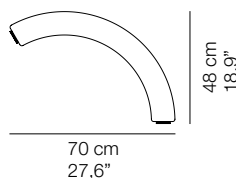
40053/2700/US/BI	12,5W LED	1500 lm	2700K	LED	A++
40053/US/BI	12,5W LED	1500 lm	3000K	LED	A++
40053/4000/US/BI	12,5W LED	1500 lm	4000K	LED	A++



Weight:  
3,3 lbs – 1,5 kg

## CURVED MODULE 120°

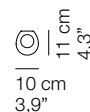
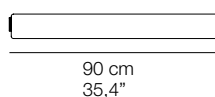
40021/2700/US/BI	25W LED	3000 lm	2700K	LED	A++
40021/US/BI	25W LED	3000 lm	3000K	LED	A++
40021/4000/US/BI	25W LED	3000 lm	4000K	LED	A++



Weight:  
3,3 lbs – 1,5 kg

## LINEAR MODULE

40022/2700/US/BI	25W LED	3000 lm	2700K	LED	A++
40022/US/BI	25W LED	3000 lm	3000K	LED	A++
40022/4000/US/BI	25W LED	3000 lm	4000K	LED	A++



Weight:  
3,3 lbs – 1,5 kg



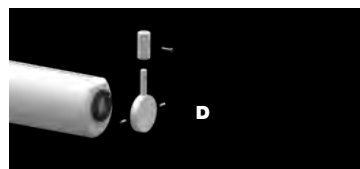
### REMOTE DRIVER

40125/DIM/US/BI 35,5 X 14 H 5 100W 3 MODULES  
dimnable 0-10, PWM

### CEILING ROSES

40126/DIM/US/BI Ø 46 H 6 100W 3 MODULES  
40127/DIM/US/BI Ø 46 H 6 2X100W 6 MODULES  
dimnable 0-10, PWM





CEILING OR WALL KIT

40047/BI Intermediate joint with support.

40048/BI Closing joint cover with support

40028/BI Electronic connection for modules.





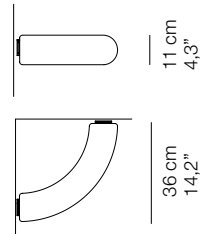
# MAMBA

EMILIANA MARTINELLI



40

Diffused light wall lamp, in polyethylene structure. Composed of a 90° system module, with two side aluminium painted joints, suitable for corner placement. Integrated LED light source. Remote dimmable electronic driver.



1439/2700/US/BI	Ø10	L 35	12,5W LED	1500 lm	2700K	LED	A++
1439/US/BI	Ø10	L 35	12,5W LED	1500 lm	3000K	LED	A++
1439/4000/US/BI	Ø10	L 35	12,5W LED	1500 lm	4000K	LED	A++

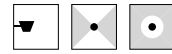
Weight: 3,3 lbs – 1,5 kg





# TUBE

ELIO MARTINELLI



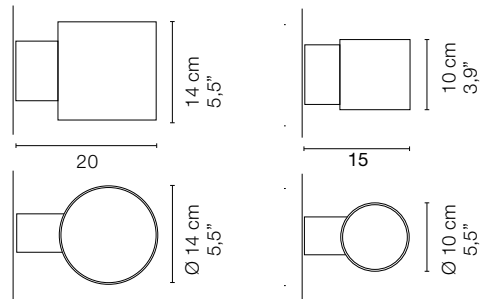
The TUBE wall sconce emits both direct and indirect light. The diffuser is secured to the wall with a base made of resin. The aluminum diffuser is available in painted white or in a satin white glass. The fixture is provided with a metal plate that attaches directly to a 4" J-box.

Aluminium reflector  
1261/US/... 1 x 10W E26 LED A+

With satin glass diffuser  
1261/V/US/... 1 x 10W E26 LED A+

Aluminium reflector  
1221/US/... 1 x 7W E26 LED A+

With satin glass diffuser  
1221/V/US/... 1 x 7W E26 LED A+



1261  
1261/V

Weight:  
2,2 lbs – 1 kg

1221  
1221/V


Weight:  
1,1 lbs – 0,5 kg




1261/US/BI  
white



1221/US/BI  
white



1261/V/US/BI  
white  
glass



1221/V/US/BI  
white  
glass

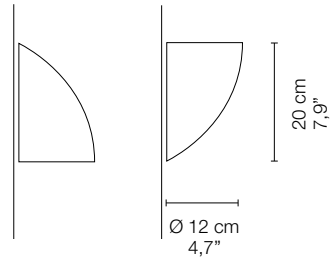



# GOMITO

ELIO MARTINELLI



The Gomito Wall Sconce produces both direct or indirect light through its white lacquered diffuser. The structure can be installed either upward or downward.



1196/US/BI Ø 12,5 H 20 → 12,5 1 X 12W E26 LED  A+

Weight: 1,1 lbs – 0,5 kg







# MARX

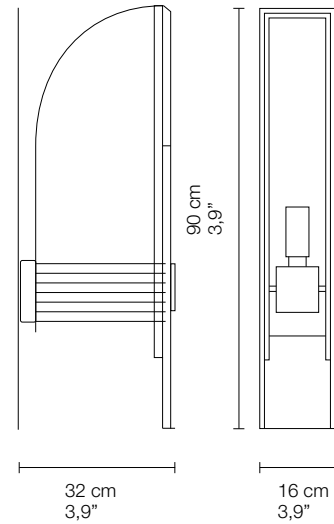
RICHARD NEUTRA



The Marx wall sconce gives indirect light from its brushed stainless steel structure, anthracite painted metal base and wooden frame.

The union of the different materials and the contrasting forms is further highlighted by the lattice of horizontal lines that vaguely recalls a musical score.


1285/US 1 X 14W E26 LED  A+



Weight: 13,2 lbs – 6 kg











ELECTRIFIED TRACK 48V

# ELECTRIFIED TRACK 48V

A small-sized track, in different lengths.

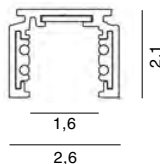
Suspended or fixed to the ceiling, joined through linear joints, and at a 90° angle, it is possible to follow and illuminate pathways and professional environments with accent or diffused light.

Pre-arranged to fix Riccio, Sistema U, Grillo, Bombo and Cip spotlights and modules with diffused light or UGR versions.



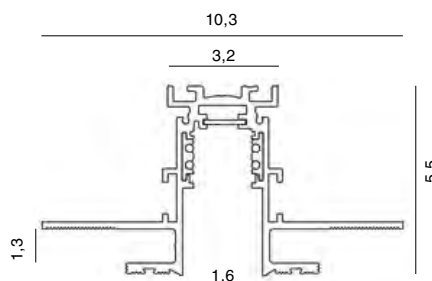
## HANGING ELECTRIFIED TRACK

519.1J/US	L 100	white	48V
519J/US	L 100	black	48V
520.1J/US	L 200	white	48V
520J/US	L 200	black	48V
521.1J/US	L 300	white	48V
521J/US	L 300	black	48V



## BUILT-IN ELECTRIFIED TRACK

591J/US/NE	L 100	black	48V
592J/US/NE	L 200	black	48V
593J/US/NE	L 300	black	48V




## TRACK CONNECTION JOINTS

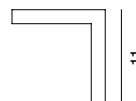
523.1J/US	terminal head	white	48V
523J/US		black	48V



524.1J/US	linear joint	white	48V
524J/US		black	48V



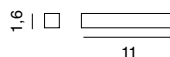
525.1J/US	angle joint-90°	white	48V
525J/US		black	48V



544.1J/US	flexible joint	white	48V
544J/US		black	48V



526J/US	suspension cable	1,5 m	
---------	------------------	-------	--



522J/US	feeding unit	black	48V
---------	--------------	-------	-----





#### REMOTE DRIVER 230/48V

5142.3/US 60W 230/48V  
5142.1/US 100W 230/48V  
5142.2/US 200W 230/48V

#### CEILING ROSE WITH DRIVER 230/48V

40086/US/BI	white	100W 230/48V
40086/US/NE	black	100W 230/48V
40086.1/US/BI	white	200W 230/48V
40086.1/US/NE	black	200W 230/48V

#### BLUETOOTH CASAMBI

545J/US bluetooth device CASAMBI for independent dimming of each individual spotlight  
500X bluetooth device for dimming the 48V electrified track

Bluetooth dimmable devices needs iOS and Android Apps - Free -



# MODULES for 48V electrified track



Modules to be fixed to the electrified track, available in two versions: diffused light with opal screen or with microprismatic screen, which increases luminous efficiency, with UGR<19.

The modules are in two lengths and with Led with colour temperature (2700-4000k), with high colour rendering and CRI>90.

Modules in other lengths, with colour temperature at 3000K, and adjustable are available on request.

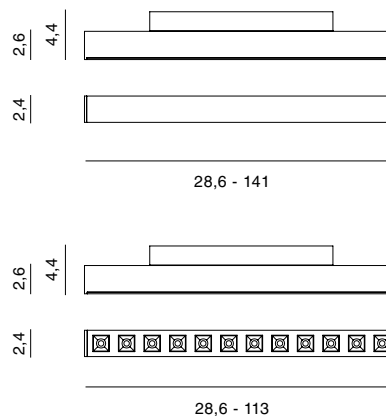
## LINEAR LIGHT MODULES with opal diffuser

565.1J/US	L 28,6	white	6W 744 lm 3000K 48V		A++
565J/US	L 28,6	black	6W 744 lm 3000K 48V		A++
567.1/US	L 141	white	29,8W 3720 lm 3000K 48V		A++
567J/US	L 141	black	29,8W 3720 lm 3000K 48V		A++

## LINEAR LIGHT MODULES with diffuser UGR <19

566.1J/US	L 28,6	white	5,6W 579 lm 3000K 48V		A++
566J/US	L 28,6	black	5,6W 579 lm 3000K 48V		A++
597.1J/US	L 113	white	18,2W 2087 lm 3000K 48V		A++
597J/US	L 113	black	18,2W 2087 lm 3000K 48V		A++

On request available with 2700K and 4000K and with prismatic screen



## ACCESSORY light-breaking channel

40168/US/GI	H 6	L 28,6 cm	yellow
40168.1/US/GI	H 6	L 113 cm	yellow
40168.2/US/GI	H 6	L 141 cm	yellow

40168/US/NE	H 6	L 28,6 cm	black
40168.1/US/NE	H 6	L 113 cm	black
40168.2/US/NE	H 6	L 141 cm	black





# FURNITURE

## METAFORA, A TOP... FULL OF MEANING.

SINCE WHEN IT WAS PRESENTED FOR THE FIRST TIME, AT THE FURNITURE SHOW IN 1979, THE TABLE METAFORA, DRAWN BY LELLA AND MASSIMO VIGNELLI, CHARMED FOR ITS AESTHETICS, FOR THE CHOICE OF ITS FORMS AND ITS MATERIALS, FOR NO DETAIL IS COINCIDENTAL BUT EVERYTHING IS LINKED BY A FIL ROUGE OF MEANINGS AND HISTORICAL REFERENCES.

THE SPHERE REPRESENTS THE GLOBE, OUR PLANET, THE ORIGIN AND SUPPORT OF MANKIND.

THE PYRAMID REPRESENTS THE EGYPTIAN CIVILIZATION, THE FIRST IMPORTANT EXAMPLE OF SOCIAL ORGANIZATION, THE CRADLE OF CULTURE AND SPIRITUALITY.

THE CYLINDER MADE OF TRAVERTINE RE PROPOSES THE ROMAN EMPIRE, THE SUMMIT OF AN ANCIENT WORLD THAT DISASTROUSLY COLLAPSED AFTERWARDS, THIS IS WHY THE COLUMN IS OVERTURNED ON THE GROUND.

THE BLACK CUBE REPRESENTS THE BLACK STONE OF KAABA, AT MECCA, THE FOUNDING ELEMENT OF ISLAM, ANOTHER OF THE GREAT PILLARS OF MANKIND.

ALL THESE SYMBOLS AND MEANINGS ARE GATHERED INTO ONE SINGLE SETTING, THUS MERGING DESIGN, CULTURE AND SENSITIVENESS FOR THE HUMAN ADVENTURE.





# METAFORA

LELLA E MASSIMO VIGNELLI, 1979

The shapes of the Euclidean, Cubo, Cilindro, Sfera and Pyramid geometry, in four different marbles (white Carrara marble, black Marquinia marble, Travertino and Rasotica) form the base of the table completed by a large transparent glass plate. The four elements are independent and can be positioned freely, without the table losing its identity indifferently to the position of the elements that compose it, however all necessary to give stability to the table. There are four versions according to the chosen material.

1979.1

The four geometrical forms are available in different materials: The Pyramid in Carrara white marble, The Cube in Black Marquinia, The Cylinder in Travertine, The Sphere in Rasotica

1979.2

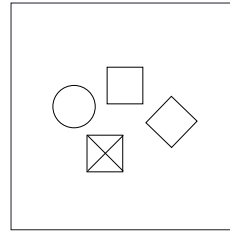
All four geometrical forms are made of Carrara white marble

1979.3

All four geometrical forms are made of Black Marquinia


1979.4

All four geometrical forms are made of Travertine




120 x 120 x 2 H 22 cm  
47,2" x 47,2" x 0,9" H 8,7"


Weight: 274,5 lbs – 124,5 kg









1979.1



1979.2




1979.3




1979.4





## BOX

MODULAR FURNISHING  
SYSTEM CHARACTERIZED  
BY A SINGLE SQUARE METAL  
PANEL THAT, COMBINED  
WITH SCREWS, ALLOWS  
INFINITE COMBINATIONS.



# BOX

ELIO MARTINELLI, 1974

Container unit made of metal and build up using one single square panel cm. 37 x 37 or 35,5 x 35,5, assembled with screws. Five panels form a block that is the module of the system, which is modular in any direction. Together with other type of panel of cm. 35,5 x 26,5 assembled with a panel of 35,5 x 35,5 it is possible to make other combinations, see Box 81/2 - 81/3.



BOX/37/BI	37x37x37 cm	5 panels 37x37 cm	4 Kg
BOX/37/NE	37x37x37 cm	5 panels 37x37 cm	4 Kg
BOX/37/GR	37x37x37 cm	5 panels 37x37 cm	4 Kg

package minimum of 2 boxes (10 panels 37x37)



BOX/37/S/BI	37x37x37 cm	7 panels 37x37 cm	5,8 Kg
BOX/37/S/BI	37x37x37 cm	7 panels 37x37 cm	5,8 Kg
BOX/37/S/BI	37x37x37 cm	7 panels 37x37 cm	5,8 Kg

Closed, with hinged door and lock. Already assembled hinged and lockable.  
package of 1 box 37x37x37



BOX/81/1/BI	35,5x35,5x35,5 cm	5 panels 35,5x35,5 cm	3,7 Kg
BOX/81/1/BI	35,5x35,5x35,5 cm	5 panels 35,5x35,5 cm	3,7 Kg
BOX/81/1/BI	35,5x35,5x35,5 cm	5 panels 35,5x35,5 cm	3,7 Kg

package minimum of 2 boxes (10 panels 35,5x35,5)



BOX/81/1/S/BI	35,5x35,5x35,5	7 panels 35,5x35,5	5,3 Kg
BOX/81/1/S/BI	35,5x35,5x35,5	7 panels 35,5x35,5	5,3 Kg
BOX/81/1/S/BI	35,5x35,5x35,5	7 panels 35,5x35,5	5,3 Kg

Closed, with hinged door and lock. Already assembled  
package minimum of 2 boxes (10 panels 35,5x35,5)



BOX/81/2/BI	35,5x35,5 depth 26,5	1 panel 35,5x35,5 and 4 panels 35,5x26,5	3 Kg
BOX/81/2/BI	35,5x35,5 depth 26,5	1 panel 35,5x35,5 and 4 panels 35,5x26,5	3 Kg
BOX/81/2/BI	35,5x35,5 depth 26,5	1 panel 35,5x35,5 and 4 panels 35,5x26,5	3 Kg

package minimum of 2 boxes  
(8 panels 35,5x26,5 + 2 panels 35,5x35,5)








BOX/81/3/BI	35,5x26,5 depth 35,5	3 panels 26,5x35,5 and 2 panels 35,5x35,5	3 Kg
BOX/81/3/BI	35,5x26,5 depth 35,5	3 panels 26,5x35,5 and 2 panels 35,5x35,5	3 Kg
BOX/81/3/BI	35,5x26,5 depth 35,5	3 panels 26,5x35,5 and 2 panels 35,5x35,5	3 Kg

package minimum of 2 boxes  
(6 panels 26,5x35,5 + 4 panels 35,5x35,5)








# SYMBOLS






## LAMPS TYPOLOGY

-  TABLE LAMPS
-  PENDANT LAMPS
-  FLOOR LAMPS
-  WALL SCONCES
-  CEILING LAMPS

### RELATED LAMPS

-  TABLE LAMPS
-  PENDANT LAMPS
-  FLOOR LAMPS
-  WALL SCONCES
-  CEILING LAMPS

### LIGHT EMISSION

-  DIRECT LIGHT
-  INDIRECT LIGHT
-  DIFFUSED LIGHT
-  ADJUSTABLE LIGHT
-  DIRECT INDIRECT LIGHT

## COLORS

- BI WHITE
- NE BLACK
- MA DARK BROWN
- BL BLUE
- VE GREEN
- PISTACHIO GREEN
- LIGHT LIME
- AGAVE GREEN
- RO RED
- PURPLE RED
- AR ORANGE
- GI YELLOW
- GR GREY
- LIGHT GREY
- AL ALUMINIUM
- M METHACRYLATE
- CU COPPER
- CP PEARL COPPER
- AU GOLDEN
- PEARL GOLD
- AZ BLUE SKY, LIGHT BLUE
- RS PINK
- CL LIVING CORAL
- TI TITANIUM
- OT SATIN BRASS
- ORO GOLD 24K
- AN ANTHRACITE
- SD MICACEOUS
- CO CORTEN
- V GLASS

**LED** With a source of LED light in the description of each device means that LED is integrated and it is not possible to replace it by customer.

**LED** With LED bulb in the description of each device means that it is preset to a LED bulb and it is possible to replace it, but it is not included.

All lamps are supplied without light bulb, with exception for the model 620 Pipistrello and of lamps with Led integrated. The dimensions are expressed in centimeters

**DIM** Dimmable in the code of each device means that it is equipped with a 0-10V, 1-10V, PWM driver protocol.

The luminous fluxes (lumen) and the specified power (Watt), underlined in each device, are the nominal values corresponding to the relative source of light. The real data are visible in our photometric curves in a Eulumdat format, you can download from our web site in the download area, or in each product specifications.

#### MARKS OF APPROVAL



The **CSQ-IQNET** label is valid all over the world. It certifies that MARTINELLI LUCE runs a quality management system which complies with the UNI EN ISO 9001:2015 standard, to guarantee a high quality level for what concerns project, development, production and distribution of its products.



**UL** - Certifies that the product is conform to the North American (U.S.A. and Canada) standards.

#### MARKS OF APPROVAL



Class 1: appliance fitted with basic insulation throughout and with accessible live parts connected to a supplementary safety circuit (ground).



Class 2: appliance fitted with double insulation or reinforced insulation without ground connection.



Class 3: appliance designed for safety extra low voltage (S.E.L.V.) operation in which not higher voltages are produced.



The upper part of the appliance may come into contact with normally-inflammable surfaces. If this symbol is not shown, the upper part of appliance must be installed not less than 25 mm from any normally inflammable material.

#### IP PROTECTION DEGREE



Protected against the penetration of solid objects greater than 12 mm and non protected against liquids.



Protected against the penetration of solid objects greater than 1 mm.



# ALPHABETICAL INDEX

## TABLE LAMPS

CIVETTA	32
COBRA	42
CYBORG	14
ELICA	26
ELMETTO	38
EVA	36
HOOP	22
PIPISTRELLO	56
PIPISTRELLO MED	64
PIPISTRELLO MIN	68
RUSPA	50
SERPENTE	72

## PENDANT LAMPS

BABELE	120
BLOW	136
BUBBLES	126
CIRCULAR POL	104
CIRCULAR POL XXL	110
CONO	134
CUPOLONE	132
LENT	82
LUNAOP	88
MAMBA	96
POLIEDRO	138

## FLOOR LAMPS

BICONICA	160
ELASTICA	146
EVA	152
EVA XG	158
SERPENTE	162
V.D.L.	164

## WALL OR CEILING LAMPS

GOMITO	182
LED+O	168
MAMBA	174
MARX	184
TUBE	180

<b>ELECTRIFIED TRACK</b>	<b>190</b>
--------------------------	------------

## FURNITURE

BOX	200
METAFORA	196



Edition 02. 2021

ART DIRECTION:  
Emiliana Martinelli

LAYOUT:  
Stefano Citti

PHOTOGRAPHY:  
Benvenuto Saba  
Emiliana Martinelli  
Marco Ghilarducci  
Marco Cardelli  
Rm Fotografia  
Stefano Anzini  
Massimiliano Bolcioni

RENDERING:  
Tredistudio  
Bieffe Rendering  
Studiòvo

THANKS TO:  
Studio Architettura  
Cecchini Chiantelli & Partners - Lucca  
Studio architettura Michel Boucquillon e  
Donia Maaoui - Lucca  
Studio Architettura Area 17- Fi  
Scavolini Cucine - Lucca  
Dinelli & Rossi - Lucca  
Studiovo - Lucca  
Il Diavoleto - S.Gennaro - Lucca  
Triennale Design Museum - Milano  
Casa di Mode Mignon - Lucca  
Galleria Fondazione Arkad - Seravezza  
Ristorante Lo Chalet - Torre Del Lago - Lu  
Ristorante Micheloni - Lucca  
Architetti Associati - Lucca  
Studio Sadler - Milano  
Atelier(s) Alfonso Femia - Milano  
Villa Borromeo D'Adda  
Ristorante Giordano Bruno - Viareggio  
Fondazione L. e C. L. Ragghianti - Lucca  
Studio legale Valentina Mian - Camaiore - Lu  
Studio Filanda Bonuccelli Ad power - Lu  
showroom Mazzoni S.Miniato - Pi  
Casa Poggio Terralba - Pi  
San Felice space-Fi  
Architetto Diego Aringhieri - Empoli  
Florence Derwa Decoratrice - Camaiore - Lu

EDITING OF TEXT  
Emiliana Martinelli, Giovanni Silvano,  
Anna Martinelli, Luigi Maisto,  
Josie A. Anthony.



# USA - LIMITED WARRANTY CERTIFICATE

Terms and conditions of warranty

## COVERAGE

This warranty is a limited warranty ("Limited Warranty") which applies to products manufactured by or for Martinelli Luce S.p.A., with its registered office at Via T. Bandettini, 55100 Lucca, Italy ("Martinelli Luce") and bearing the Martinelli Luce trademark ("Product").

Under this Limited Warranty, Martinelli Luce warrants Purchaser that each Product will be free from defects in materials and workmanship for a period of one year from the date of purchase (as appears on the official till receipt) ("Warranty Period").

## NOT COVERED

This Limited Warranty does not cover, and Martinelli Luce shall have no liability or other responsibility in respect of, any damages, costs and/or expenses relating to:

- any failure to properly store, install, use or maintain the Product, by way of example only, in accordance with manuals or other literature supplied by Martinelli Luce or in accordance with any applicable laws, codes, regulators or standards;
- transportation of the Product;
- the exposure of Product to an environment in which contaminating agents are present or to inadequate conditions that do not comply with the technical requirements indicated by Martinelli Luce;
- electrical power supply conditions, including voltage peaks or over/under voltage, power surges, current control systems that do not comply with the standards usually provided in the sector;
- alteration, tampering or modification of the Product, including its subcomponents, parts or assembly;
- infringement of intellectual property or other proprietary rights of any third party;
- Products purchased through sales channels not authorized by Martinelli Luce or its authorized distributor;
- second-hand Products;
- breakages, misuse, abuse, abnormal/improper/negligent use, use exceeding the recommended limits or performance of the Product;
- any defect or non-conformity not promptly communicated in writing to Martinelli Luce within the relevant warranty period and in accordance with the warranty procedure set forth below;
- Act of God;
- loss of time, loss of Product use, inconvenience, loss of profits, lost business opportunities, damage to reputation and/or goodwill;
- normal wear and tear or deterioration of consumable items such as lightbulbs, batteries, accumulators, etc., which Purchaser is normally expected to replace from time to time.

## WARRANTY PROCEDURE AND REMEDY

Purchaser must inspect the Product to check for any patent (obvious) non-conformity or visible defects and no later than 8 days of purchase date give Martinelli Luce written notice of any such Product non-conformities or defects ("Claim").

For any latent (non-obvious) defect, the Claim must be received by Martinelli Luce within the Warranty Period.

The Claim shall contain: Product code; copy invoice or till receipt; details of the claimed non-conformity or defect, where possible with photographs in support of the Claim. Martinelli Luce will not accept unsolicited returns. Martinelli Luce, may, on its written request, inspect the Product.

Processing of any Claim by Martinelli Luce is not an admission that a Product or any of its component parts are defective.

Should the Product be ascertained to have a non-conformity or defect covered by this Limited Warranty, Martinelli Luce will, at its sole discretion, repair or replace the Product or any component of the Product or refund the purchase price for that particular Product.

In the event that Purchaser submits a Claim that, at the reasonable discretion of Martinelli Luce, is unfounded, the Purchaser shall reimburse to Martinelli Luce all reasonable costs incurred by Martinelli Luce in evaluating the Claim.

Martinelli Luce must approve, in advance writing, all repairs or replacements performed pursuant to this Limited Warranty. Any warranty repairs or service must be performed exclusively by Martinelli Luce or its authorized representative pre-approved in writing by Martinelli Luce ("Authorized Personnel"). Any repair not carried out directly by Martinelli Luce or its designated Authorized Personnel, will immediately invalidate this Limited Warranty

This Limited Warranty will not cover damages arising due to (i) technical services and/or repairs provided by third parties different from Martinelli Luce or the Authorized Personnel; (ii) other Product defects or non-conformities whether aesthetic or relating to performance that are not deemed to be original manufacturing defects.

The Purchaser irrevocably forfeits its rights under this Limited Warranty if the Purchaser does not follow the procedure described above or fails to make a Claim with the relevant warranty period. All requests and notices under this Limited Warranty shall be directed to:

Martinelli Luce S.p.A.  
Via T. Bandettini,  
55100 Lucca, Italy  
Email: [info@martinelliluce.it](mailto:info@martinelliluce.it)

## LIMITATION OF LIABILITY

MARTINELLI LUCE SHALL IN NO CIRCUMSTANCES BE RESPONSIBLE FOR ANY INCIDENTAL, SPECIAL OR CONSEQUENTIAL DAMAGES, ARISING FROM THE USE OR NON-USE OF THE PRODUCT OR ANY CLAIM UNDER THIS LIMITED WARRANTY, WHETHER THE CLAIM IS BASED ON CONTRACT, TORT, NEGLIGENCE OR OTHERWISE.

The foregoing statements of warranty are exclusive and in lieu of all other remedies or damages.

Some US States do not allow the exclusion or limitation of incidental or consequential damages. In such specific case, and without prejudice to Purchaser's obligation to prove the alleged damages, this limitation or exclusion may not fully apply to you.

In the event of any Claim or other Purchaser action based on breach of warranty, alleged negligence or other tortious conduct by Martinelli Luce, the Purchaser's sole and exclusive remedy will be the repair, replacement or refund as stated herein. In no event shall the liability of Martinelli Luce exceed the purchase price of the Product.

THE IMPLIED WARRANTIES OF MERCHANTABILITY AND FITNESS FOR A PARTICULAR PURPOSE AND ALL IMPLIED WARRANTIES ARISING FROM COURSE OF DEALING, USAGE OF TRADE, BY STATUTE OR OTHERWISE ARE HEREBY STRICTLY LIMITED TO THE TERMS OF THIS WRITTEN LIMITED WARRANTY.

#### APPLICABLE LAW AND JURISDICTION

To the extent permitted by applicable law, the Purchaser expressly acknowledges and irrevocably agrees that any and all claims or disputes arising out of or otherwise relating to this Limited Warranty shall be decided exclusively by the Court of Lucca under Italian Law, with the exclusion of any court of any other place.

#### OTHER RIGHTS

This Limited Warranty is available for view on our website [www.martinelliluce.us/en/limitedwarranty](http://www.martinelliluce.us/en/limitedwarranty) Product purchase constitutes your acceptance of the terms and conditions of this Limited Warranty.

This Limited Warranty gives you specific legal rights. If any term of this Limited Warranty is invalid or unenforceable under any mandatory US State or federal law, that specific Limited Warranty term shall be deleted or reformulated, but only to the extent strictly necessary to comply with the mandatory provisions of that US State or federal law and the remaining provisions of this Limited Warranty shall remain in full force and effect.

#### ENTIRE AGREEMENT

This Limited Warranty certificate alone contains the entire Product Limited Warranty given by Martinelli Luce. Nothing in Martinelli Luce's product marketing materials, advertisements and technical specifications expand or enlarge the scope of this Limited Warranty.

Martinelli Luce specifically does not authorize any person, including but not limited to any distributor or other reseller, to extend the time, scope, terms or conditions of this Limited Warranty or to create or assume for Martinelli Luce any other obligation or liability with respect to the Product or other products designed, manufactured or sold by Martinelli Luce not stated herein.

Any distributor or other reseller that provides any Product warranty/ies that extend the time, scope, terms or conditions of this Limited Warranty, shall be solely and directly liable to Purchaser for the warranties made by such distributor or other reseller.

All terms of this Limited Warranty are contractual and constitute material terms of the Product contract.

It is agreed and acknowledged that the provisions of this Limited Warranty allocate the risks between Martinelli Luce and Purchaser, that Martinelli Luce's pricing reflects this allocation of risk, and but for this allocation and limitation of liability, Martinelli Luce would not have entered into this Limited Warranty.





EVERY YEAR THE  
CATALOGUE, BOTH FOR  
LAMPS AND SYSTEMS  
AND FOR OUTDOOR USE,  
EXPANDS, CONTINUING  
TO PRESENT DIFFERENT  
SOLUTIONS AT VARIOUS  
TRADE FAIRS WITH  
IMPORTANT TOPICS TO  
BE DEALT WITH SUCH  
AS ENERGY SAVING,  
RECYCLABLE MATERIALS  
AND ACOUSTIC COMFORT.

# Elio Martinelli

e la Martinelli Luce



Electa

To know more about the history of Martinelli Luce, visit our website in the history section or consult the book "Elio Martinelli e la Martinelli Luce" by Mondadori-Electa in 2018.



[www.martinelliluce.it](http://www.martinelliluce.it)



## AWARDS AND ACKNOLEGMENTS



ELICA 2010



CIRCULAR POL XXL 2014  
LUNAOP 2015  
LED+O 2017  
MAMBA 2019



ELICA 2010



ELICA 2011



ELICA 2011



LED+O 2017

**martinelli luce spa**  
via Teresa Bandettini  
55100 Lucca - Italy  
tel. +39 0583 418315  
fax +39 0583 419003  
[www.martinelliluce.it](http://www.martinelliluce.it)  
[info@martinelliluce.it](mailto:info@martinelliluce.it)

Distributed by:  
**Jb Lighting Collection LLC**  
tel. (201) 903-0020  
[info@jblightingcollection.com](mailto:info@jblightingcollection.com)  
[www.jblightingcollection.com](http://www.jblightingcollection.com)





**[martinelliluce.it](http://martinelliluce.it)**