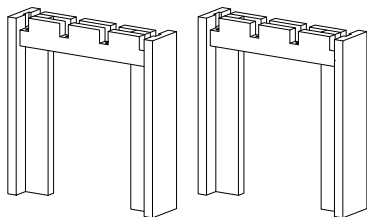
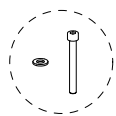
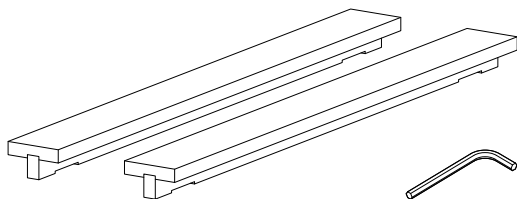


Package Contents



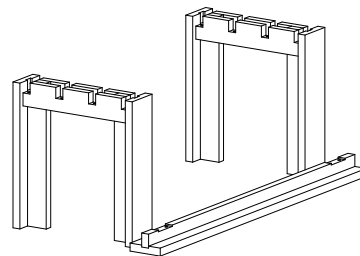
Box 1:
Legs, screws and washers



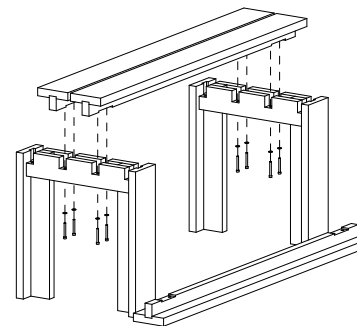
Box 2:
T-Profiles

Tools needed: 6mm allen key

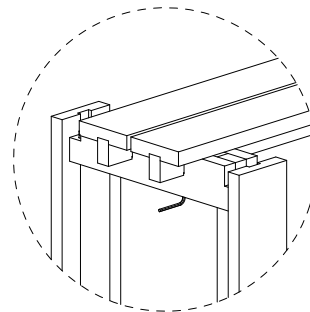
Installation



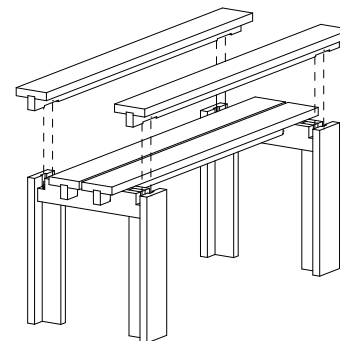
1 Position the legs using the T-profile.



2 Install the central T-profiles first and fix each with four screws and washers.



3 Be careful not to tighten too much.
Product not intended for repeated assembly.



4 Finally, install the outer T-profiles and fix with screws and washers.