


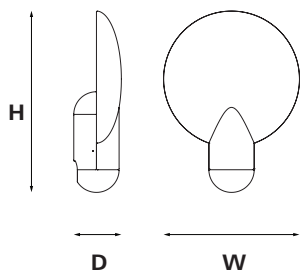
## WALL SCONCE



### OVERALL DIMENSIONS

H 400MM × D 110MM × W 300MM

H 15.IN × D 4.3IN × W 11.8IN




## MATERIALS

### I. METAL



Bronze



Blackened




Aluminium

### II. STONE



Travertine



Black Travertine

### WEIGHT

Bronze / Blackened  
(10,000G / 352.7oz)

Stone  
(6,800G / 239.9oz)

### PACKAGING

Recycled Cardboard  
H 145MM × L 440MM × W 400MM

## CLEANING INSTRUCTIONS

Before cleaning, lighting fixtures must be turned off and unplugged from mains electricity. Whilst cleaning please take care and use the gloves provided.

### I. METAL

The metal used for our range oxidise with age and environment, both of which contribute to the evolution of a natural patina. If you favour the original bright finish of your pieces, this is easily restored by use of polishing solution - we recommend Braso or Silvo depending on the metal in question - applied with a soft, clean cloth.

Because each object is cast in small batches, slight variations will occur from one individual piece to another. Production marks may include slight pour ripples or surface pitting, which imprint every item with a unique character.

### II. STONE

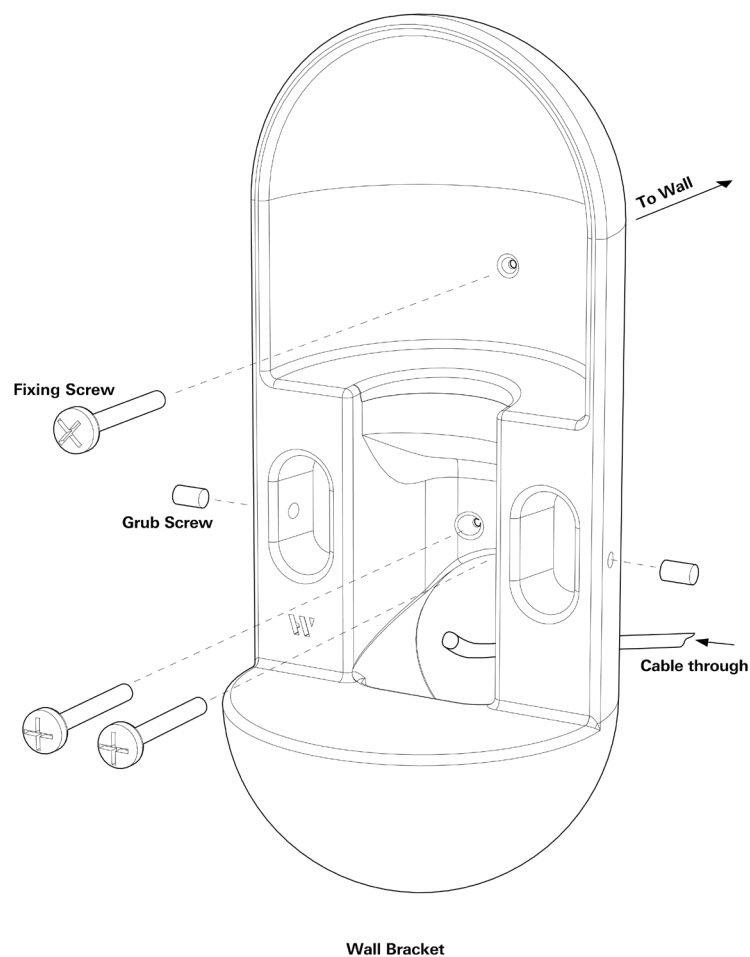
Each of our stone objects is unique, due to the variations of colour and veining that effect the inherent aesthetic appeal of natural stone.

To clean stone items, begin by removing any dust with a soft, dry cloth. A cloth dampened with warm water will usually remove superficial marks; if more effort is necessary, add a modest amount of pH-neutral detergent. Finish by wiping each piece thoroughly with a clean, dry cloth to absorb any residual moisture.

STUDIO HENRY WILSON

GROUND FLOOR 3/82 MYRTLE ST, CHIPPENDALE NSW 2008  
TEL. +61 (2) 915 93963 [www.henrywilson.com.au](http://www.henrywilson.com.au)

WALL SCONCE



PRODUCT SPECIFICATIONS

AU / UK / EU

**LIGHTBULB TYPE**  
9W LED max (supplied)

**FITTING DESCRIPTION**  
Bayonet Ø22MM (B22)

**SUGGESTED LUMEN RATING**  
250LM

**WATTAGE**  
3.3w Equiv 25w Incandescent

**KELVIN RATING**  
2700k Warm White

**VOLTAGE**  
230-240v / 50-60HZ

**DIMMABILITY**  
No

IF THE SUPPLIED FLEXIBLE CORD IS DAMAGED, REPLACE WITH 2 CORE SHEATHED TYPE ONLY.

US / JPN

**LIGHTBULB TYPE**  
9W LED max (not supplied)

**FITTING DESCRIPTION**  
Edison Ø26MM (E22)

**SUGGESTED LUMEN RATING**  
250LM

**WATTAGE**  
3.3w Equiv 25w Incandescent

**KELVIN RATING**  
2700k-3000k Warm White

**VOLTAGE**  
110-120v / 60HZ AC

**DIMMABILITY**  
Bulb dependant

IF THE SUPPLIED CORD IS DAMAGED, REPLACE WITH 2 CORE SHEATHED TYPE ONLY. HARDWIRED LAMPS MUST BE INSTALED BY A PROFESSIONAL.

**HS CODE LAMPS / LIGHT FITTINGS**  
9405.40.8440

**HS CODE CORD SETS / POWER SUPPLY**  
ELBZ.E465216

**LISTED PARTS \***  
UL Lamp Holder E3810

**UL Cord** ELBZ . E465216

**Canda** ELBZ . E465216

STUDIO HENRY WILSON

GROUND FLOOR 3/82 MYRTLE ST, CHIPPENDALE NSW 2008  
TEL. +61 (2) 915 93963 [www.henrywilson.com.au](http://www.henrywilson.com.au)