



2040/J/US babele

design marc sadler, 2005

The Babele Pendant was designed by Marc Sadler in 2005.


The large scale diffuser in turned aluminum and painted externally with different shades of micaceous color, gold inside provides diffused illumination.

The fixture is suspended with steel cables.

The Babele is available in three diameters: **Ø45**, **Ø65** and **Ø92cm**. (17 ¾" ; 25 ½" ; 36 ½").

The surface of the lamp is characterized by circular ribs of different diameters arranged in almost parallel planes to describe a path: the path of man towards the infinite light and truth as opposed to the monotonous life.

2040/J/US babele

family:	babele	Body Color:	●
Designers:	Marc Sadler	Diffuser Color:	●
Utilization:	indoor	Body Materials:	aluminium
Typology:	pendant	Diffuser Materials:	aluminium
Certifications:			

Dimensions

Width:	-
Height:	10.24 " / 26 cm
Length:	-
Depth:	-
Diameter:	17.72 " / 45 cm

Net weight: 5.51 lbs / 2.5 Kg

Light Source


Watt:	15W E26
Lumen:	1400 lm
Light Source:	led
CRI:	>80
duration:	25000 h
CCT:	3000K
Energy degree:	E

Device Specifications

Type of emission:	direct	Power cable length:	137.8 " / 350 cm	Driver:	-
Power:	10W	Steel cable length:	120.08 " / 305 cm	Power supply assembly:	-
Light output:	1055lm			Power supply:	-
Beam angle:	-			Type of dimming:	-
				Voltage:	120V



technical drawing



Dimensions

Width: -

Net weight: 5.51 lbs / 2.5 Kg

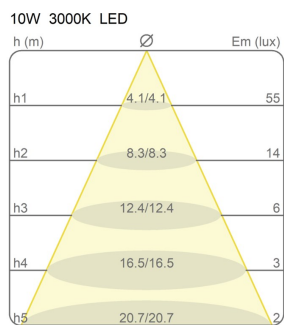
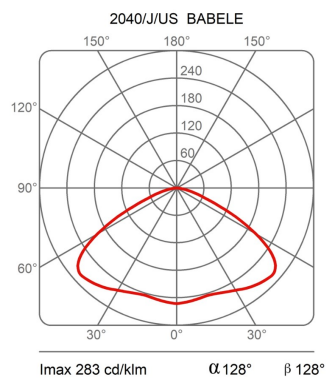
Height: 10.24 " / 26 cm

Length: -

Depth: -

Diameter: 17.72 " / 45 cm

photometrics data





babele 2040/J/US

design marc sadler, 2005

